Transmittal, reproduction, dissemination and/or editing of this document as well as utilization of its contents and communication thereof to others without express authorization are prohibited.
未经允许禁止传输、复制、编辑该文档，以及利用其内容进行交流

REVISION RECORD				
REV	ECN	DESCRIPTION	DRFT	DATE

Connection method:
1. For Solid wire, peeling wire in right length, push down the wire.
2. For stranded wire, peeling wire in right length, push down the key & fix the wire, or wire furruled and fix then.

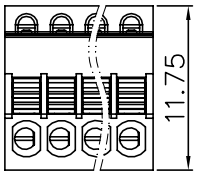

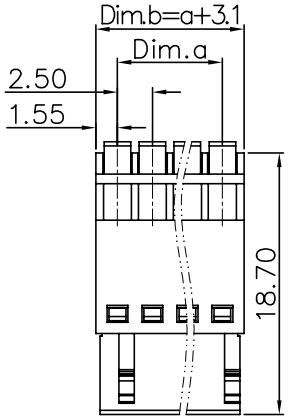

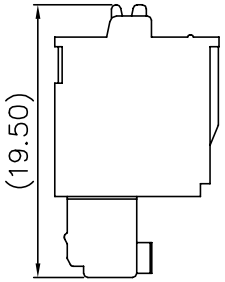

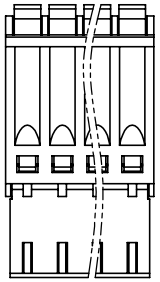

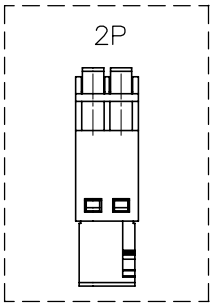

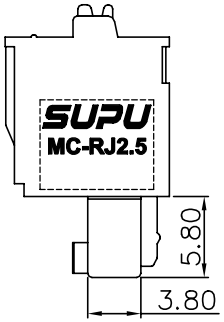

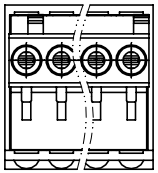

线数	Dim.a	Dim.b
2	2.50±0.15	5.60±0.15
3	5.00±0.15	8.10±0.15
4	7.50±0.15	10.60±0.15
5	10.00±0.15	13.10±0.15
6	12.50±0.15	15.60±0.30
7	15.00±0.30	18.10±0.30
8	17.50±0.30	20.60±0.30
9	20.00±0.30	23.10±0.30
10	22.50±0.30	25.60±0.30
11	25.00±0.30	28.10±0.30
12	27.50±0.30	30.60±0.50
13	30.00±0.50	33.10±0.50
14	32.50±0.50	35.60±0.50
15	35.00±0.50	38.10±0.50
16	37.50±0.50	40.60±0.50
17	40.00±0.50	43.10±0.50
18	42.50±0.50	45.60±0.50
19	45.00±0.50	48.10±0.50
20	47.50±0.50	50.60±0.50
21	50.00±0.50	53.10±0.50
22	52.50±0.50	55.60±0.50
23	55.00±0.50	58.10±0.50
24	57.50±0.50	60.60±0.70

HOW TO ORDER:

MC-RJ2.5H XXP-XX-0001-KXXX

- MC-RJ2.5H: Sereies No.
- XXP: Poles:
  - 02: 02 contacts
  - 03: 03 contacts
  - ...
  - 24: 24 contacts
- XX: Color:
  - N/A: Green; BK: Black;
  - BU: Blue; GY: Grey;
  - OG: Orange; RD: Red;
  - YE: Yellow; BN: Brown;
  - WT: White; VT: Violet.
- 0001: Company request
- KXXX: Customer request

NOTES:

UL/CUL Standard
1. Conductor cross section: 28~20AWG
2. Rated Voltage/Current:

Use group	B	C	D
Rated voltage(V)	125	–	–
Rated current(A)	4	–	–

IEC Standard
1. Conductor cross section: 0.2~0.5mm^2
2. Rated Voltage/Current:

Surge voltage category	Ⅲ	Ⅲ	Ⅱ
Pollution degree	3	2	2
Rated surge voltage(KV)	1.5	2.5	2.5
Rated voltage(V)	100	160	320
Rated current(A)	4		

Material:

Insulator	PA66	UL94 V-0
Conductor	COPPER ALLOY	Sn,Plated
Button	POM	/
Spring	Stainless Steel	/

General information:
1. Dimension shall be interpreted per ASME Y14.5-2009
2. Pitch : 2.5mm, Poles : 02~24P
3. Stripping length : 7~8mm
4. Operating temperature: -40°C~+105°C
5. RoHS Compliance
6. Undimensioned Tolerances:

Pitch Range In mm			Nominal Dimension Range In mm					– ⌒ ⌭
TO 6	Over 6 TO 10	Over 10 TO 24	TO 30	Over 30 TO 60	Over 60 TO 100	Over 100 TO 150	Over 150	0.1/10 ∠
±0.15	±0.20	±0.30	±0.30	±0.50	±0.70	±1.00	±1.30	±2°

订货号 Order No.	MC-RJ2.5HXXP-0001		名称 Name	MC系列间距2.5mm 水平出线弹簧式 标准型孔型连接器	未注公差 Tolerance	表面 Surfaace	
项目 Item	签字 Signature	日期 Date			Tolerances Table	VDI21	
设计 Design	MLD	2019.05.09	图号 Drawing No.	PRM003215	版本号 Revision No	重量 Weight	比例 Scale
审核 Check	XJ	2019.05.09	材料 Material	Notes	M1	/	1:1
工艺 Process	-	-	物料号 Item No.	411304126	第1页/共1页 1 of 1	mm	
标准化 Unify	-	-		...	SUPU 宁波速普电子有限公司 NINGBO SUPU ELECTRONICS CO.,LTD.		
批准 Approve	LWL	2019.05.09		411304148			

借通用件登记 Common Part

原图号 Old Draw. No.

底图总号 Assembly No.