Transmittal, reproduction, dissemination and/or editing of this document as well as utilization of its contents and communication thereof to others without express authorization are prohibited.
未经允许禁止传输、复制、编辑该文档，以及利用其内容进行交流

REVISION RECORD				
REV	ECN	DESCRIPTION	DRFT	DATE
1	DCN0023067	认证标志图纸更新	方泽清	02/21/24"

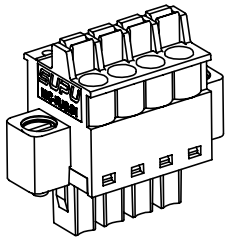

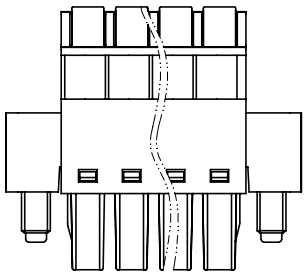

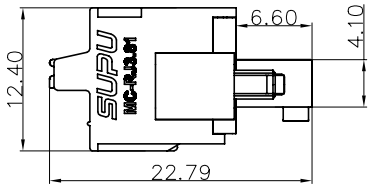

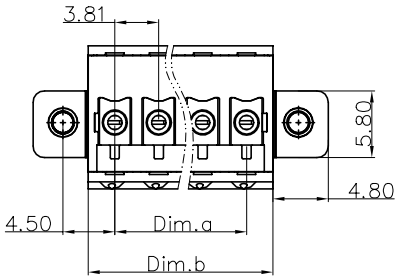

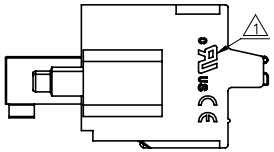

线数	Dim.a	Dim.b
2	3.81±0.15	8.41±0.15
3	7.62±0.15	12.22±0.15
4	11.43±0.15	16.03±0.30
5	15.24±0.30	19.84±0.30
6	19.05±0.30	23.65±0.30
7	22.86±0.30	27.46±0.30
8	26.67±0.30	31.27±0.50
9	30.48±0.50	35.08±0.50
10	34.29±0.50	38.89±0.50
11	38.10±0.50	42.70±0.50
12	41.91±0.50	46.51±0.50
13	45.72±0.50	50.32±0.50
14	49.53±0.50	54.13±0.50
15	53.34±0.50	57.94±0.50
16	57.15±0.50	61.75±0.70
17	60.96±0.70	65.56±0.70
18	64.77±0.70	69.37±0.70
19	68.58±0.70	73.18±1.00
20	72.39±0.70	76.99±0.70
21	76.20±0.70	80.80±0.70
22	80.01±0.70	84.61±0.70
23	83.82±0.70	88.42±0.70
24	87.63±0.70	92.23±0.70

NOTES:

UL/CUL Standard

1.Conductor cross section : 28~16AWG
2.Rated torque : M2.5 ,2.66Lb.in
3.Rated Voltage/Current :

Use group	B	C	D
Rated voltage(V)	300	–	300
Rated current(A)	8	–	8

IEC Standard

1.Conductor cross section : 0.2~1.5mm^2
Use of ferrules with stripping length10mm
2.Rated torque : M2.5 , 0.3N.m
3.Rated Voltage/Current :

Surge voltage category	Ⅲ	Ⅲ	Ⅱ
Pollution degree	3	2	2
Rated surge voltage(KV)	2.5	2.5	2.5
Rated voltage(V)	160	160	320
Rated current(A)	8	8	8

Material:

Insulator	PA66	UL94,V0
Conductor	COPPER ALLOY	TIN,PLATED
Spring	Stainless Steel	
Screw	STEEL	ZINC,PLATED

General information:

1.Dimension shall be interpreted per ASME Y14.5–2009
2.Pitch : 3.81mm, Poles : 02~24P
3.Stripping length : 8–9mm
4.Operating temperature: –40°C~+105°C
5.RoHS2.0 Compliance
6.Undimensioned Tolerances:

Pitch Range In mm			Nominal Dimension Range In mm						⌒	▱
TO 6	Over 6 TO 10	Over 10 TO 24	TO 30	Over 30 TO 60	Over 60 TO 100	Over 100 TO 150	Over 150		0.1/10	
									∠	
±0.15	±0.20	±0.30	±0.30	±0.50	±0.70	±1.00	±1.30		±2°	

Connection method:

1. For Solid wire, peeling wire in right length, push down the wire.
2. For stranded wire, peeling wire in right length, push down the key & fix the wire, or wire furruled and fix then.

HOW TO ORDER:

MC–RJ3.81H XXC–K–XX–0001–KXXX

- MC–RJ3.81H: Sereies No.
- XXC: Poles:
  02: 02 contacts
  03: 03 contacts
  ...
  24: 24 contacts
- K: Assembly way
  K: with screw flange
- XX: Color:
  N/A: Green; BK: Black;
  BU: Blue; GY: Grey;
  OG: Orange; RD: Red;
  YE: Yellow; BN: Brown;
  WT: White; VT: Violet.
- 0001: Company request
- KXXX: Customer request

订货号 Order No.	MC-RJ3.81HXXP-K-0001		名 称 Name	RJ孔型间距3.81水平接线弹簧带螺钉型	未注公差 Tolerance	表面处理 Surfaace	
项 目 Item	签 字 Signature	日 期 Date			见公差表	VDI21	
设 计 Design	徐骏	2019.10.21	图 号 Drawing No.	SP1710Z9049	版本 Revision	重量 Weight	比例 Scale
审 核 Check	梁文龙	2019.10.21	材 料 Material	见NOTES	M1		1:1
工 艺 Process	–	–	物料号 Item No.	411301719	第1页/共1页 1 of 1	mm	
标准化 Unify	–	–		···	SUPU 宁波速普电子有限公司 NINGBO SUPU ELECTRONICS CO., LTD.		
批 准 Approve	梁文龙	2019.10.21		411301741			

借通用件登记 Common Part

原图号 Old Draw. No.

底图总号 Assembly No.