

TTX400 TL-D Многофункциональный отражатель

GMX450 2 58

Reflector

Многофункциональные неразъемные отражатели предназначены для применения в тех областях, где предъявляются высокие требования к техническим характеристикам освещения и к внешнему виду. Эти отражатели могут быть дополнительно снабжены разнообразными оптическими системами и зеркальными вставками. Отражатели присоединяются к электрическим блокам простым защелкиванием.

Данные о продукции

- **Общая информация**

Количество источников света	2 [2 pcs]
Мощность лампы	58 W
Аксессуары для подвески	No [-]
Механические аксессуары	No [-]
Отражатели	R [Reflector]
Product Family Code	GMX450

- **Данные об изделии**

Полный код продукта	871155909299799
Название продукта для заказа	GMX450 2 58
EAN/UPC — продукт	8711559092997
Код заказа	09299799
Нумератор — количество на упаковку	1
Нумератор— упаковок на внешний короб	2
Материал № (12NC)	910503380918
Вес нетто (шт.)	2.000 kg

Чертеж размеров

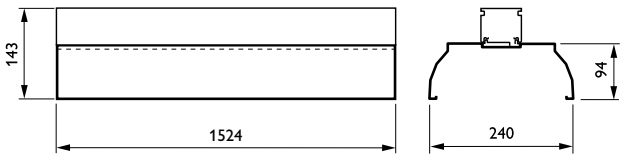

PHILIPS

Фотометрические данные

TMX204 2xTL-D58W HFP +GMX450 R +GGX450 C6

2 x 5240 lm

Polar Intensity Diagram

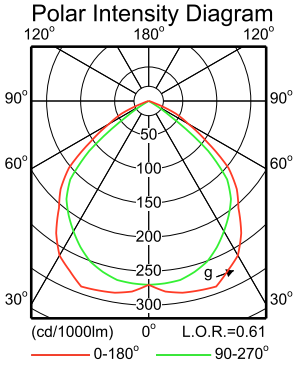

Quantity estimation diagram

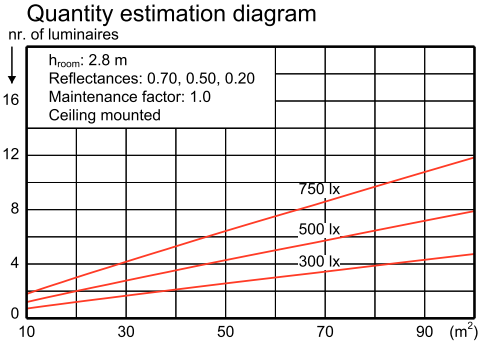

UGR diagram

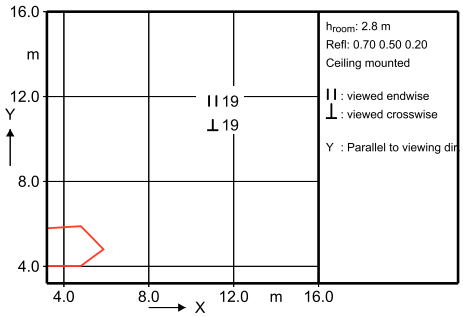

Light output ratio 0.61
Service upward 0.00
Service downward 0.61

CIE flux code 65 97 100 100 61

S/H ratio crosswise max. 1.6
lengthwise max. 1.5

UGRcen (4Hx8H, 0.25H) 19

UTE71-121: 0.61C + 0.00T

Utilisation factor table

Room Index k	Reflectances (%) for ceiling, walls and working plane (CIE)											
	0.80	0.80	0.70	0.70	0.70	0.70	0.50	0.50	0.30	0.30	0.00	
	0.50	0.50	0.50	0.50	0.50	0.30	0.30	0.10	0.30	0.10	0.00	
	0.30	0.10	0.30	0.20	0.10	0.10	0.10	0.10	0.10	0.10	0.00	
0.60	0.35	0.34	0.35	0.34	0.33	0.30	0.29	0.27	0.29	0.27	0.26	
0.80	0.43	0.40	0.42	0.41	0.40	0.36	0.36	0.33	0.35	0.33	0.32	
1.00	0.48	0.45	0.48	0.46	0.44	0.41	0.41	0.38	0.40	0.38	0.37	
1.25	0.54	0.49	0.53	0.50	0.49	0.45	0.45	0.43	0.44	0.42	0.41	
1.50	0.57	0.52	0.56	0.54	0.51	0.49	0.48	0.46	0.47	0.46	0.44	
2.00	0.63	0.56	0.61	0.58	0.55	0.53	0.52	0.51	0.52	0.50	0.49	
2.50	0.66	0.58	0.64	0.61	0.58	0.56	0.55	0.54	0.54	0.53	0.52	
3.00	0.68	0.60	0.66	0.63	0.59	0.58	0.57	0.55	0.56	0.55	0.53	
4.00	0.71	0.61	0.69	0.64	0.61	0.59	0.58	0.57	0.57	0.57	0.55	
5.00	0.72	0.62	0.70	0.66	0.62	0.60	0.59	0.59	0.58	0.58	0.56	

Ceiling mounted

Luminance Table

Plane / Cone	0.0	45.0	90.0
45.0	9542	9386	8500
50.0	8776	7744	6539
55.0	6685	5721	2443
60.0	4941	3613	147
65.0	3839	611	0
70.0	970	0	0
75.0	0	0	0
80.0	0	0	0
85.0	0	0	0
90.0	-	-	-

(cd/m2)

LVN8726400

2012-05-04

IFGU1_TMX204 2xTL-D58W HFP +GMX450 R +GGX450 C6.EPS

Фотометрические данные

TMX204 2xTL-D58W HFP +GMX450 R +GGX450 D6

2 x 5240 lm

Polar Intensity Diagram

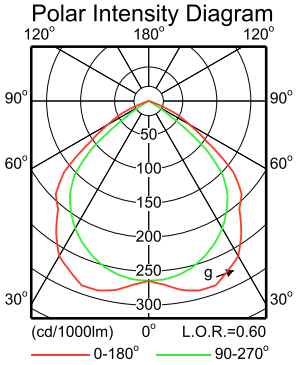

Quantity estimation diagram

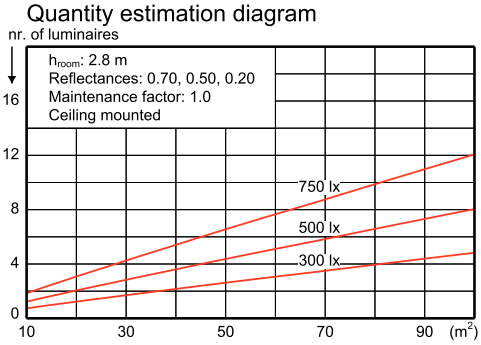

UGR diagram

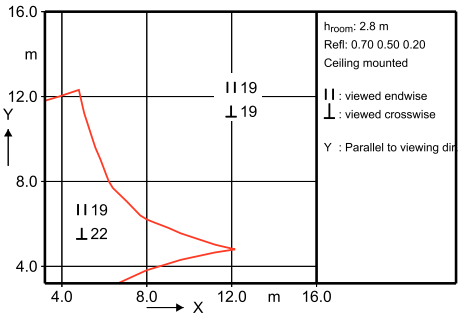

Light output ratio 0.60
Service upward 0.00
Service downward 0.60

CIE flux code 64 97 100 100 60

S/H ratio crosswise max. 1.6
lengthwise max. 1.5

UGRcen (4Hx8H, 0.25H) 19
UTE71-121: 0.60C + 0.00T

Utilisation factor table

Room Index k	Reflectances (%) for ceiling, walls and working plane (CIE)															
	0.80	0.80	0.70	0.70	0.70	0.70	0.50	0.50	0.30	0.30	0.00					
	0.50	0.50	0.50	0.50	0.50	0.30	0.30	0.10	0.30	0.10	0.00					
	0.30	0.10	0.30	0.20	0.10	0.10	0.10	0.10	0.10	0.10	0.00					
0.60	0.34	0.33	0.34	0.33	0.32	0.29	0.28	0.26	0.28	0.26	0.25					
0.80	0.42	0.39	0.41	0.40	0.39	0.35	0.35	0.32	0.34	0.32	0.31					
1.00	0.47	0.44	0.46	0.45	0.43	0.40	0.40	0.37	0.39	0.37	0.36					
1.25	0.52	0.48	0.51	0.49	0.48	0.44	0.44	0.42	0.43	0.41	0.40					
1.50	0.56	0.51	0.55	0.53	0.50	0.48	0.47	0.45	0.46	0.45	0.43					
2.00	0.61	0.55	0.60	0.57	0.54	0.52	0.51	0.50	0.51	0.49	0.48					
2.50	0.65	0.57	0.63	0.60	0.57	0.55	0.54	0.53	0.53	0.52	0.51					
3.00	0.67	0.59	0.65	0.61	0.58	0.56	0.56	0.54	0.55	0.54	0.52					
4.00	0.70	0.60	0.68	0.63	0.60	0.58	0.57	0.56	0.56	0.56	0.54					
5.00	0.71	0.61	0.69	0.64	0.60	0.59	0.58	0.57	0.57	0.57	0.55					

Ceiling mounted

Luminance Table

Plane / Cone	0.0	45.0	90.0
45.0	10064	9543	8031
50.0	9293	7974	6253
55.0	6750	6043	2507
60.0	5089	3687	221
65.0	3839	785	87
70.0	970	108	108
75.0	0	0	0
80.0	0	0	0
85.0	0	0	0
90.0	-	-	-

(cd/m2)

LVN8726500

2012-05-04

IFGU1_TMX204 2xTL-D58W HFP +GMX450 R +GGX450 D6.EPS

Фотометрические данные

TMX204 2xTL-D58W HFP +GMX450 R +GGX450 L

2 x 5240 lm

Polar Intensity Diagram

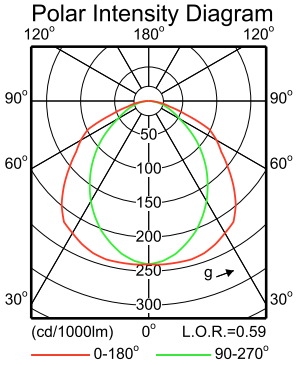

Quantity estimation diagram

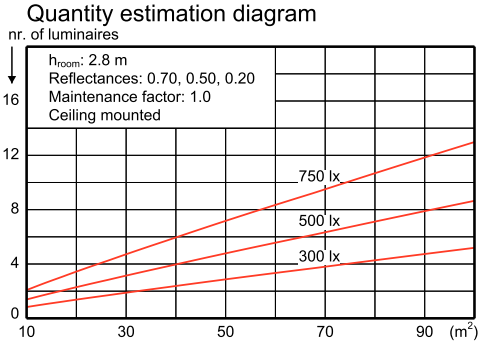

UGR diagram

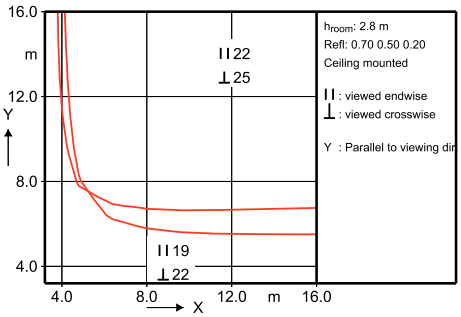

Light output ratio 0.59
Service upward 0.00
Service downward 0.59

CIE flux code 53 84 97 100 59

S/H ratio crosswise max. 1.5
lengthwise max. 1.5

UGRcen (4Hx8H, 0.25H) 23
UTE71-121: 0.59D + 0.00T

Utilisation factor table

Room Index k	Reflectances (%) for ceiling, walls and working plane (CIE)																			
	0.80	0.80	0.70	0.70	0.70	0.70	0.50	0.50	0.30	0.30	0.00									
	0.50	0.50	0.50	0.50	0.50	0.30	0.30	0.10	0.30	0.10	0.00									
	0.30	0.10	0.30	0.20	0.10	0.10	0.10	0.10	0.10	0.10	0.00									
0.60	0.30	0.29	0.30	0.29	0.29	0.25	0.24	0.22	0.24	0.22	0.20									
0.80	0.37	0.35	0.36	0.35	0.34	0.30	0.30	0.27	0.29	0.27	0.26									
1.00	0.42	0.39	0.41	0.40	0.39	0.35	0.34	0.31	0.34	0.31	0.30									
1.25	0.47	0.43	0.46	0.44	0.43	0.39	0.38	0.36	0.38	0.36	0.34									
1.50	0.51	0.46	0.50	0.48	0.46	0.42	0.42	0.39	0.41	0.39	0.37									
2.00	0.57	0.51	0.55	0.53	0.50	0.47	0.46	0.44	0.46	0.44	0.42									
2.50	0.60	0.53	0.59	0.56	0.53	0.50	0.49	0.48	0.49	0.47	0.46									
3.00	0.63	0.55	0.61	0.58	0.55	0.52	0.51	0.50	0.51	0.49	0.48									
4.00	0.66	0.57	0.64	0.60	0.57	0.55	0.54	0.53	0.53	0.52	0.50									
5.00	0.68	0.59	0.66	0.62	0.58	0.57	0.55	0.54	0.54	0.54	0.52									

Ceiling mounted

Luminance Table

Plane / Cone	0.0	45.0	90.0
45.0	9009	7268	5733
50.0	8559	6700	5180
55.0	8203	5931	4480
60.0	8324	5139	3764
65.0	8393	4368	3426
70.0	6138	3598	3175
75.0	4475	3216	2937
80.0	4169	2710	2710
85.0	2907	2492	2492
90.0	-	-	-

(cd/m2)

LVN8726100

2012-05-04

IFGU1_TMX204 2xTL-D58W HFP +GMX450 R +GGX450 L.EPS

Фотометрические данные

TMX204 2xTL-D58W HFP +GMX450 R +GGX450 LP

2 x 5240 lm

Polar Intensity Diagram

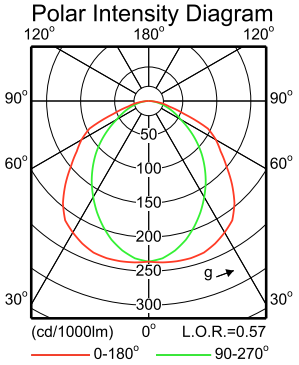

Quantity estimation diagram

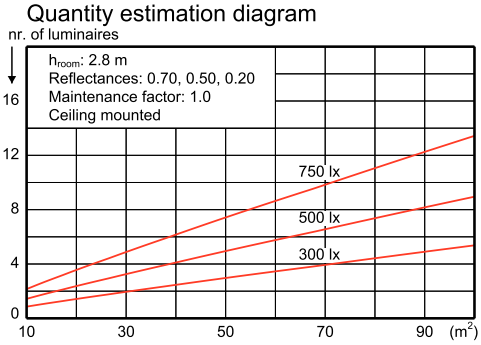

UGR diagram

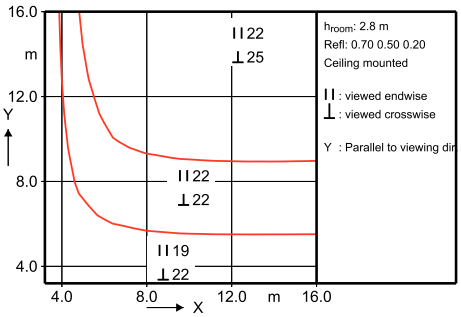

Light output ratio	0.57
Service upward	0.00
Service downward	0.57
CIE flux code	53 84 97 100 57
S/H ratio crosswise	max. 1.6
lengthwise	max. 1.4
UGRcen (4Hx8H, 0.25H)	23
UTE71-121:	0.57D + 0.00T

Utilisation factor table

Room Index k	Reflectances (%) for ceiling, walls and working plane (CIE)																			
	0.80	0.80	0.70	0.70	0.70	0.70	0.50	0.50	0.30	0.30	0.00									
	0.50	0.50	0.50	0.50	0.50	0.30	0.30	0.10	0.30	0.10	0.00									
	0.30	0.10	0.30	0.20	0.10	0.10	0.10	0.10	0.10	0.10	0.00									
0.60	0.29	0.28	0.29	0.28	0.28	0.24	0.23	0.21	0.23	0.21	0.20									
0.80	0.36	0.34	0.35	0.34	0.33	0.29	0.29	0.26	0.28	0.26	0.25									
1.00	0.41	0.38	0.40	0.39	0.37	0.34	0.33	0.30	0.33	0.30	0.29									
1.25	0.46	0.42	0.45	0.43	0.41	0.38	0.37	0.35	0.37	0.34	0.33									
1.50	0.49	0.45	0.48	0.46	0.44	0.41	0.40	0.38	0.40	0.37	0.36									
2.00	0.55	0.49	0.53	0.51	0.48	0.46	0.45	0.43	0.44	0.42	0.41									
2.50	0.58	0.52	0.57	0.54	0.51	0.49	0.48	0.46	0.47	0.45	0.44									
3.00	0.61	0.53	0.59	0.56	0.53	0.51	0.50	0.48	0.49	0.48	0.46									
4.00	0.64	0.55	0.62	0.58	0.55	0.53	0.52	0.51	0.51	0.50	0.49									
5.00	0.66	0.57	0.64	0.60	0.56	0.55	0.54	0.52	0.53	0.52	0.50									

Ceiling mounted

Luminance Table

Plane / Cone	0.0	45.0	90.0
45.0	8856	6911	5631
50.0	8391	6307	5125
55.0	8141	5617	4544
60.0	8253	4851	3909
65.0	8223	4026	3597
70.0	5821	3387	3281
75.0	4336	2937	2937
80.0	4169	2501	2710
85.0	2907	2492	2492
90.0	-	-	-

(cd/m2)

LVN8726000

2012-05-04

IFGU1_TMX204 2xTL-D58W HFP +GMX450 R +GGX450 LP.EPS

Фотометрические данные

TMX204 2xTL-D58W HFP +GMX450 R +GGX450 M2

2 x 5240 lm

Polar Intensity Diagram

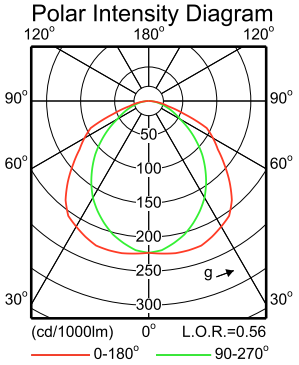

Quantity estimation diagram

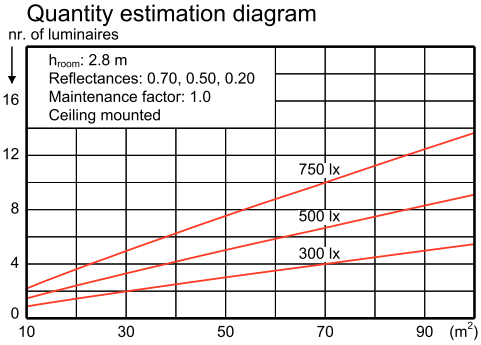

UGR diagram

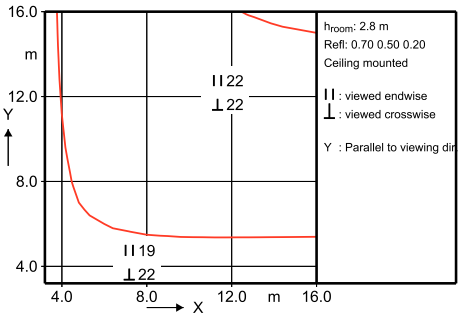

Light output ratio 0.56
Service upward 0.00
Service downward 0.56

CIE flux code 53 85 97 100 56

S/H ratio crosswise max. 1.6
lengthwise max. 1.5

UGRcen (4Hx8H, 0.25H) 22
UTE71-121: 0.56D + 0.00T

Utilisation factor table

Room Index k	Reflectances (%) for ceiling, walls and working plane (CIE)																			
	0.80	0.80	0.70	0.70	0.70	0.70	0.50	0.50	0.30	0.30	0.00									
	0.50	0.50	0.50	0.50	0.50	0.30	0.30	0.10	0.30	0.10	0.00									
	0.30	0.10	0.30	0.20	0.10	0.10	0.10	0.10	0.10	0.10	0.00									
0.60	0.29	0.27	0.28	0.28	0.27	0.23	0.23	0.20	0.23	0.20	0.19									
0.80	0.35	0.33	0.34	0.33	0.33	0.29	0.28	0.26	0.28	0.25	0.24									
1.00	0.40	0.37	0.39	0.38	0.37	0.33	0.33	0.30	0.32	0.30	0.29									
1.25	0.45	0.41	0.44	0.42	0.41	0.37	0.37	0.34	0.36	0.34	0.33									
1.50	0.49	0.44	0.47	0.45	0.44	0.40	0.40	0.37	0.39	0.37	0.36									
2.00	0.54	0.48	0.53	0.50	0.48	0.45	0.44	0.42	0.43	0.42	0.40									
2.50	0.57	0.51	0.56	0.53	0.50	0.48	0.47	0.45	0.46	0.45	0.43									
3.00	0.60	0.52	0.58	0.55	0.52	0.50	0.49	0.47	0.48	0.47	0.45									
4.00	0.63	0.54	0.61	0.57	0.54	0.52	0.51	0.50	0.50	0.49	0.48									
5.00	0.65	0.56	0.63	0.59	0.55	0.54	0.53	0.52	0.52	0.51	0.49									

Ceiling mounted

Luminance Table

Plane / Cone	0.0	45.0	90.0
45.0	8600	7064	5682
50.0	8165	6476	5124
55.0	7825	5806	4544
60.0	7891	4995	3837
65.0	8051	4025	3512
70.0	5821	3281	3175
75.0	4056	2797	2797
80.0	3752	2293	2710
85.0	2492	2077	2492
90.0	-	-	-

(cd/m2)

LVN8726200

2012-05-04

IFGU1_TMX204 2xTL-D58W HFP +GMX450 R +GGX450 M2.EPS

Фотометрические данные

TMX204 2xTL-D58W HFP +GMX450 R +GGX450 M5

2 x 5240 lm

Polar Intensity Diagram

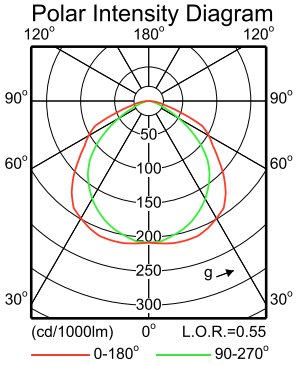

Quantity estimation diagram

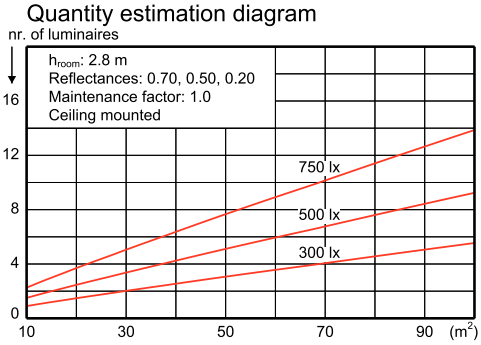

UGR diagram

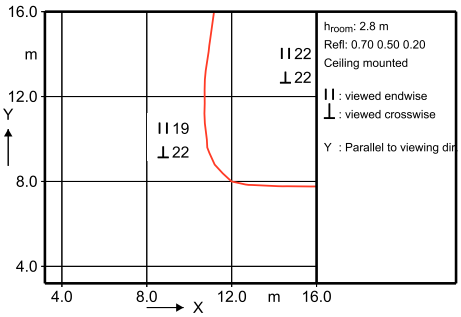

Light output ratio	0.55
Service upward	0.00
Service downward	0.55
CIE flux code	52 86 98 100 55
S/H ratio crosswise	max. 1.6
lengthwise	max. 1.6
UGRcen (4Hx8H, 0.25H)	22
UTE71-121:	0.55D + 0.00T

Utilisation factor table

Room Index k	Reflectances (%) for ceiling, walls and working plane (CIE)																			
	0.80	0.80	0.70	0.70	0.70	0.70	0.50	0.50	0.30	0.30	0.00									
	0.50	0.50	0.50	0.50	0.50	0.30	0.30	0.10	0.30	0.10	0.00									
	0.30	0.10	0.30	0.20	0.10	0.10	0.10	0.10	0.10	0.10	0.00									
0.60	0.28	0.26	0.27	0.27	0.26	0.22	0.22	0.19	0.22	0.19	0.18									
0.80	0.34	0.32	0.34	0.33	0.32	0.28	0.27	0.25	0.27	0.25	0.23									
1.00	0.39	0.36	0.38	0.37	0.36	0.32	0.32	0.29	0.31	0.29	0.28									
1.25	0.44	0.40	0.43	0.41	0.40	0.36	0.36	0.33	0.35	0.33	0.32									
1.50	0.48	0.43	0.47	0.45	0.43	0.40	0.39	0.37	0.38	0.36	0.35									
2.00	0.53	0.47	0.52	0.49	0.47	0.44	0.43	0.42	0.43	0.41	0.40									
2.50	0.57	0.50	0.55	0.52	0.49	0.47	0.46	0.45	0.46	0.44	0.43									
3.00	0.59	0.52	0.57	0.54	0.51	0.49	0.48	0.47	0.47	0.46	0.45									
4.00	0.62	0.54	0.60	0.56	0.53	0.51	0.51	0.49	0.50	0.49	0.47									
5.00	0.64	0.55	0.62	0.58	0.54	0.53	0.52	0.51	0.51	0.50	0.49									

Ceiling mounted

Luminance Table

Plane / Cone	0.0	45.0	90.0
45.0	7985	7371	6245
50.0	7546	6983	5631
55.0	7257	6374	4733
60.0	7384	5647	3692
65.0	7451	4625	2569
70.0	5292	3492	1799
75.0	3636	2517	1259
80.0	3335	1668	834
85.0	2492	831	831
90.0	-	-	-

(cd/m2)

LVN8726300

2012-05-04

IFGU1_TMX204 2xTL-D58W HFP +GMX450 R +GGX450 M5.EPS

Фотометрические данные

TMX204 2xTL-D58W HFP +GMX450 R +GGX450 ML

2 x 5240 lm

Polar Intensity Diagram

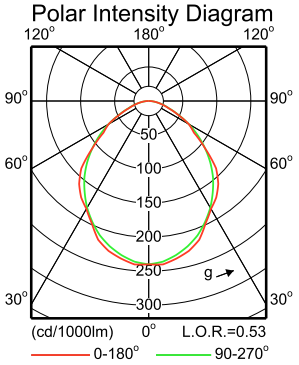

Quantity estimation diagram

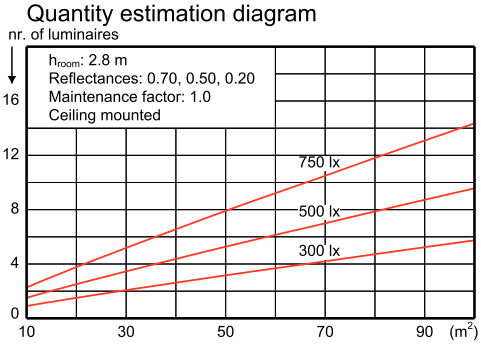

UGR diagram

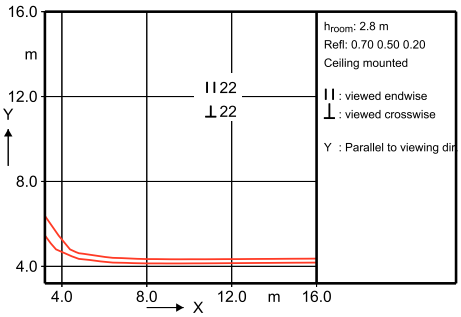

Light output ratio 0.53
Service upward 0.00
Service downward 0.53

CIE flux code 55 85 97 100 53

S/H ratio crosswise max. 1.5
lengthwise max. 1.4

UGRcen (4Hx8H, 0.25H) 21
UTE71-121: 0.53D + 0.00T

Utilisation factor table

Room Index k	Reflectances (%) for ceiling, walls and working plane (CIE)																			
	0.80	0.80	0.70	0.70	0.70	0.70	0.50	0.50	0.30	0.30	0.00									
	0.50	0.50	0.50	0.50	0.50	0.30	0.30	0.10	0.30	0.10	0.00									
	0.30	0.10	0.30	0.20	0.10	0.10	0.10	0.10	0.10	0.10	0.00									
0.60	0.28	0.27	0.28	0.27	0.26	0.23	0.23	0.20	0.22	0.20	0.19									
0.80	0.34	0.32	0.33	0.32	0.31	0.28	0.27	0.25	0.27	0.25	0.24									
1.00	0.39	0.36	0.38	0.37	0.35	0.32	0.31	0.29	0.31	0.29	0.28									
1.25	0.43	0.39	0.42	0.40	0.39	0.36	0.35	0.33	0.35	0.33	0.31									
1.50	0.46	0.42	0.45	0.43	0.42	0.39	0.38	0.36	0.37	0.35	0.34									
2.00	0.51	0.46	0.50	0.48	0.45	0.43	0.42	0.40	0.41	0.40	0.39									
2.50	0.55	0.48	0.53	0.50	0.48	0.45	0.45	0.43	0.44	0.43	0.41									
3.00	0.57	0.50	0.55	0.52	0.49	0.47	0.47	0.45	0.46	0.45	0.43									
4.00	0.60	0.52	0.58	0.54	0.51	0.50	0.49	0.48	0.48	0.47	0.46									
5.00	0.62	0.53	0.60	0.56	0.52	0.51	0.50	0.49	0.49	0.48	0.47									

Ceiling mounted

Luminance Table

Plane Cone	0.0	45.0	90.0
45.0	7166	6500	6552
50.0	6081	6137	6081
55.0	5111	5616	5553
60.0	4922	4633	4922
65.0	4025	3939	4111
70.0	3280	3386	3386
75.0	2937	2937	3076
80.0	2710	2710	2710
85.0	2492	2492	2492
90.0	-	-	-

(cd/m2)

LVN8725900

2012-05-04

IFGU1_TMX204 2xTL-D58W HFP +GMX450 R +GGX450 ML.EPS

Фотометрические данные

TMX204 2xTL-D58W HFP +GMX450 R +GGX450 P

2 x 5240 lm

Polar Intensity Diagram

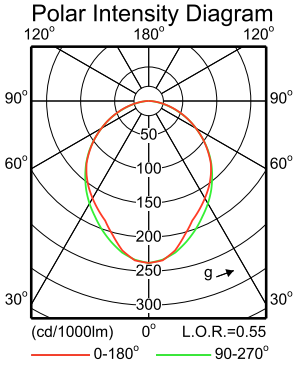

Quantity estimation diagram

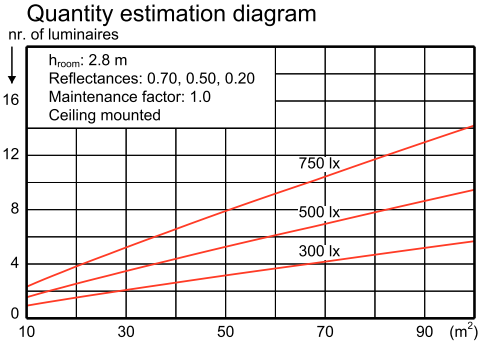

UGR diagram

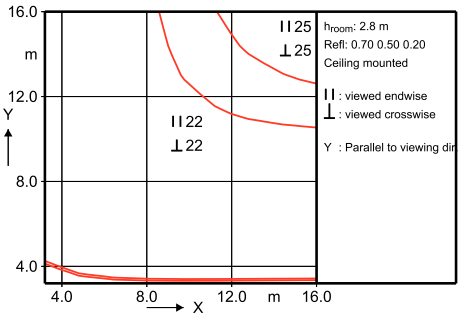

Light output ratio 0.55
Service upward 0.00
Service downward 0.55

CIE flux code 49 80 96 100 55

S/H ratio crosswise max. 1.5
lengthwise max. 1.4

UGRcen (4Hx8H, 0.25H) 22
UTE71-121: 0.55D + 0.00T

Utilisation factor table

Room Index k	Reflectances (%) for ceiling, walls and working plane (CIE)										
	0.80	0.80	0.70	0.70	0.70	0.70	0.50	0.50	0.30	0.30	0.00
	0.50	0.50	0.50	0.50	0.50	0.30	0.30	0.10	0.30	0.10	0.00
	0.30	0.10	0.30	0.20	0.10	0.10	0.10	0.10	0.10	0.10	0.00
0.60	0.27	0.26	0.27	0.26	0.26	0.22	0.21	0.19	0.21	0.19	0.18
0.80	0.33	0.31	0.33	0.32	0.31	0.27	0.26	0.24	0.26	0.23	0.22
1.00	0.38	0.35	0.37	0.36	0.35	0.31	0.30	0.28	0.30	0.27	0.26
1.25	0.43	0.39	0.42	0.40	0.39	0.35	0.34	0.32	0.34	0.31	0.30
1.50	0.46	0.42	0.45	0.43	0.41	0.38	0.37	0.35	0.37	0.35	0.33
2.00	0.52	0.46	0.50	0.48	0.46	0.43	0.42	0.40	0.41	0.39	0.38
2.50	0.55	0.49	0.54	0.51	0.48	0.46	0.45	0.43	0.44	0.42	0.41
3.00	0.58	0.51	0.56	0.53	0.50	0.48	0.47	0.45	0.46	0.45	0.43
4.00	0.61	0.53	0.59	0.55	0.52	0.50	0.50	0.48	0.49	0.47	0.46
5.00	0.63	0.54	0.61	0.57	0.54	0.52	0.51	0.50	0.50	0.49	0.48

Ceiling mounted

Luminance Table

Plane Cone	0.0	45.0	90.0
45.0	5808	5718	5853
50.0	5597	5646	5646
55.0	5384	5550	5384
60.0	5094	5348	5094
65.0	4821	5123	4821
70.0	4468	4747	4375
75.0	4059	4182	3936
80.0	3483	3483	3300
85.0	2922	2557	2557
90.0	-	-	-

(cd/m2)

LVN8774300

2012-05-04

IFGU1_TMX204 2xTL-D58W HFP +GMX450 R +GGX450 P.EPS

Фотометрические данные

TMX204 2xTL-D58W HFP +GMX450 R +GGX453 M-WB +L

2 x 5240 lm

Polar Intensity Diagram

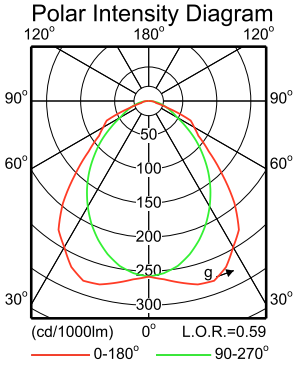

Quantity estimation diagram

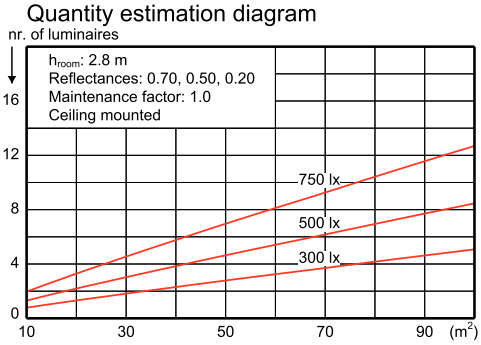

UGR diagram

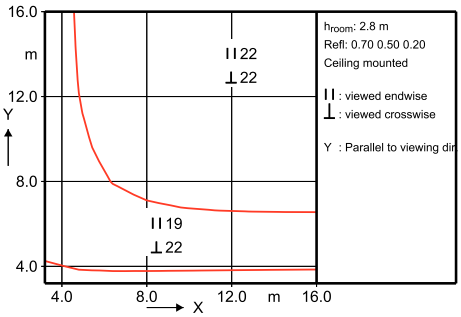

Light output ratio	0.59
Service upward	0.00
Service downward	0.59
CIE flux code	59 87 98 100 59
S/H ratio crosswise	max. 1.5
lengthwise	max. 1.4
UGRcen (4Hx8H, 0.25H)	21
UTE71-121:	0.59C + 0.00T

Utilisation factor table

Room Index k	Reflectances (%) for ceiling, walls and working plane (CIE)																			
	0.80	0.80	0.70	0.70	0.70	0.70	0.50	0.50	0.30	0.30	0.00									
	0.50	0.50	0.50	0.50	0.50	0.30	0.30	0.10	0.30	0.10	0.00									
	0.30	0.10	0.30	0.20	0.10	0.10	0.10	0.10	0.10	0.10	0.00									
0.60	0.33	0.31	0.33	0.32	0.31	0.27	0.27	0.24	0.27	0.24	0.23									
0.80	0.39	0.37	0.39	0.37	0.36	0.33	0.32	0.30	0.32	0.29	0.28									
1.00	0.44	0.41	0.43	0.42	0.41	0.37	0.36	0.34	0.36	0.34	0.33									
1.25	0.49	0.45	0.48	0.46	0.44	0.41	0.41	0.38	0.40	0.38	0.37									
1.50	0.53	0.48	0.52	0.49	0.47	0.44	0.43	0.41	0.43	0.41	0.40									
2.00	0.58	0.52	0.57	0.54	0.51	0.49	0.48	0.46	0.47	0.46	0.44									
2.50	0.62	0.54	0.60	0.57	0.54	0.52	0.51	0.49	0.50	0.49	0.47									
3.00	0.64	0.56	0.62	0.59	0.56	0.54	0.53	0.51	0.52	0.51	0.49									
4.00	0.67	0.58	0.65	0.61	0.58	0.56	0.55	0.54	0.54	0.53	0.52									
5.00	0.69	0.59	0.67	0.63	0.59	0.57	0.56	0.55	0.55	0.55	0.53									

Ceiling mounted

Luminance Table

Plane / Cone	0.0	45.0	90.0
45.0	7832	7525	5784
50.0	6476	6476	5124
55.0	5616	5364	4291
60.0	5574	4416	3475
65.0	5824	3768	3169
70.0	3175	3281	2963
75.0	1538	2937	2797
80.0	1876	2710	2710
85.0	2492	2492	2492
90.0	-	-	-

(cd/m2)

LVN8752400

2012-05-04

IFGU1_TMX204 2xTL-D58W HFP +GMX450 R +GGX453 M-WB +L.EPS

Фотометрические данные

TMX204 2xTL-D58W HFP +GMX450 R +GGX453 M-WB +LP

2 x 5240 lm

Polar Intensity Diagram

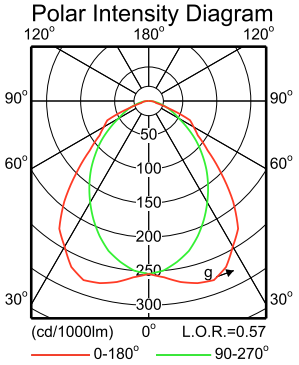

Quantity estimation diagram

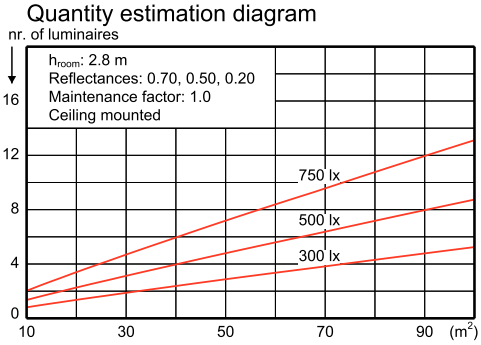

UGR diagram

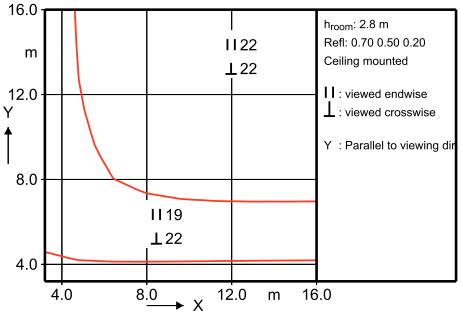

Light output ratio	0.57
Service upward	0.00
Service downward	0.57
CIE flux code	59 88 98 100 57
S/H ratio crosswise	max. 1.5
lengthwise	max. 1.4
UGRcen (4Hx8H, 0.25H)	20
UTE71-121:	0.57C + 0.00T

Utilisation factor table

Room Index k	Reflectances (%) for ceiling, walls and working plane (CIE)																			
	0.80	0.80	0.70	0.70	0.70	0.70	0.50	0.50	0.30	0.30	0.00									
	0.50	0.50	0.50	0.50	0.50	0.30	0.30	0.10	0.30	0.10	0.00									
	0.30	0.10	0.30	0.20	0.10	0.10	0.10	0.10	0.10	0.10	0.00									
0.60	0.32	0.30	0.31	0.31	0.30	0.26	0.26	0.23	0.26	0.23	0.22									
0.80	0.38	0.36	0.37	0.36	0.35	0.31	0.31	0.29	0.31	0.28	0.27									
1.00	0.43	0.40	0.42	0.41	0.39	0.36	0.35	0.33	0.35	0.33	0.32									
1.25	0.48	0.44	0.47	0.45	0.43	0.40	0.39	0.37	0.39	0.37	0.35									
1.50	0.51	0.46	0.50	0.48	0.46	0.43	0.42	0.40	0.42	0.40	0.38									
2.00	0.56	0.50	0.55	0.52	0.50	0.47	0.46	0.45	0.46	0.44	0.43									
2.50	0.60	0.53	0.58	0.55	0.52	0.50	0.49	0.48	0.48	0.47	0.46									
3.00	0.62	0.54	0.60	0.57	0.54	0.52	0.51	0.50	0.50	0.49	0.48									
4.00	0.65	0.56	0.63	0.59	0.56	0.54	0.53	0.52	0.52	0.51	0.50									
5.00	0.67	0.57	0.65	0.60	0.57	0.55	0.54	0.54	0.54	0.53	0.51									

Ceiling mounted

Luminance Table

Plane / Cone	0.0	45.0	90.0
45.0	7729	7166	5682
50.0	6363	6138	5124
55.0	5553	4985	4417
60.0	5502	4054	3692
65.0	5738	3340	3340
70.0	3175	2963	3069
75.0	1538	2517	2657
80.0	1876	2293	2501
85.0	2492	2076	2492
90.0	-	-	-

(cd/m2)

LVN8752600

2012-05-04

IFGU1_TMX204 2xTL-D58W HFP +GMX450 R +GGX453 M-WB +LP.EPS

Фотометрические данные

TMX204 2xTL-D58W HFP +GMX450 R +GGX453 M-WB +M2

2 x 5240 lm

Polar Intensity Diagram

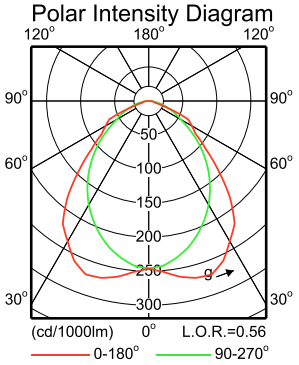

Quantity estimation diagram

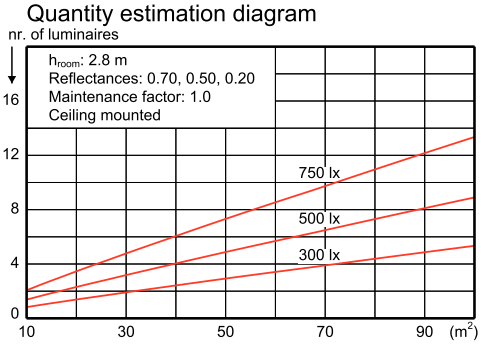

UGR diagram

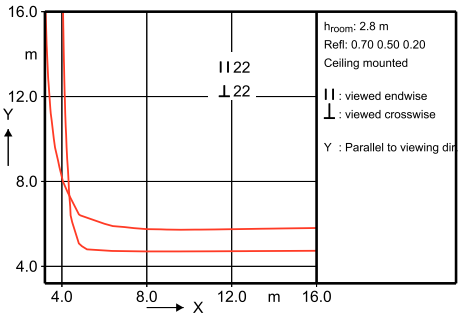

Light output ratio 0.56
Service upward 0.00
Service downward 0.56

CIE flux code 59 88 98 100 56

S/H ratio crosswise max. 1.5
lengthwise max. 1.4

UGRcen (4Hx8H, 0.25H) 20
UTE71-121: 0.56C + 0.00T

Utilisation factor table

Room Index k	Reflectances (%) for ceiling, walls and working plane (CIE)																			
	0.80	0.80	0.70	0.70	0.70	0.70	0.50	0.50	0.30	0.30	0.00									
	0.50	0.50	0.50	0.50	0.50	0.30	0.30	0.10	0.30	0.10	0.00									
	0.30	0.10	0.30	0.20	0.10	0.10	0.10	0.10	0.10	0.10	0.00									
0.60	0.31	0.30	0.31	0.30	0.29	0.26	0.25	0.23	0.25	0.23	0.22									
0.80	0.37	0.35	0.37	0.36	0.35	0.31	0.31	0.28	0.30	0.28	0.27									
1.00	0.42	0.39	0.41	0.40	0.39	0.35	0.35	0.32	0.34	0.32	0.31									
1.25	0.47	0.43	0.46	0.44	0.42	0.39	0.39	0.36	0.38	0.36	0.35									
1.50	0.50	0.45	0.49	0.47	0.45	0.42	0.41	0.39	0.41	0.39	0.38									
2.00	0.55	0.49	0.54	0.51	0.49	0.46	0.46	0.44	0.45	0.43	0.42									
2.50	0.59	0.52	0.57	0.54	0.51	0.49	0.48	0.47	0.48	0.46	0.45									
3.00	0.61	0.53	0.59	0.56	0.53	0.51	0.50	0.49	0.49	0.48	0.47									
4.00	0.64	0.55	0.62	0.58	0.55	0.53	0.52	0.51	0.51	0.50	0.49									
5.00	0.66	0.56	0.64	0.59	0.56	0.55	0.54	0.53	0.53	0.52	0.50									

Ceiling mounted

Luminance Table

Plane / Cone	0.0	45.0	90.0
45.0	7422	7166	5937
50.0	6137	6137	5349
55.0	5300	4985	4606
60.0	5284	3981	3909
65.0	5481	3254	3597
70.0	2963	2646	3280
75.0	1259	2237	2937
80.0	1667	1876	2710
85.0	2076	1661	2492
90.0	-	-	-

(cd/m2)

LVN8752700

2012-05-04

IFGU1_TMX204 2xTL-D58W HFP +GMX450 R +GGX453 M-WB +M2.EPS

Фотометрические данные

TMX204 2xTL-D58W HFP +GMX450 R +GGX453 M-WB +M5

2 x 5240 lm

Polar Intensity Diagram

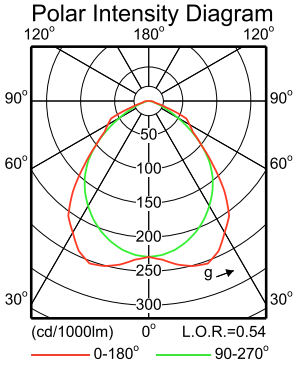

Quantity estimation diagram

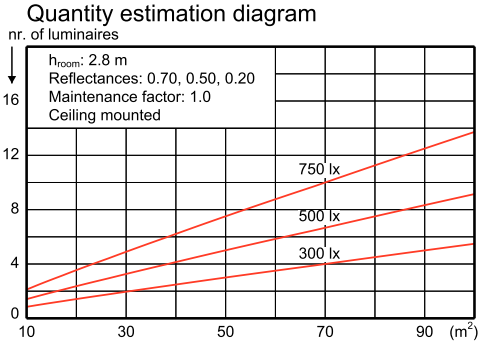

UGR diagram

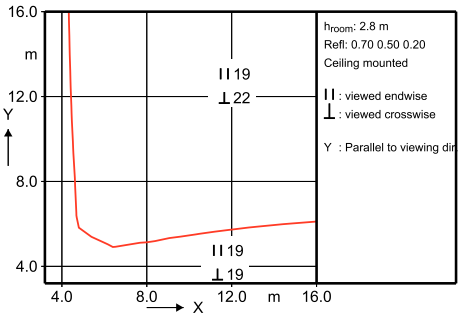

Light output ratio	0.54
Service upward	0.00
Service downward	0.54
CIE flux code	60 90 99 100 54
S/H ratio crosswise	max. 1.5
lengthwise	max. 1.5
UGRcen (4Hx8H, 0.25H)	20
UTE71-121:	0.54C + 0.00T

Utilisation factor table

Room Index k	Reflectances (%) for ceiling, walls and working plane (CIE)													
	0.80	0.80	0.70	0.70	0.70	0.70	0.50	0.50	0.30	0.30	0.00			
	0.50	0.50	0.50	0.50	0.50	0.30	0.30	0.10	0.30	0.10	0.00			
	0.30	0.10	0.30	0.20	0.10	0.10	0.10	0.10	0.10	0.10	0.00			
0.60	0.30	0.29	0.30	0.29	0.28	0.25	0.25	0.22	0.24	0.22	0.21			
0.80	0.36	0.34	0.36	0.35	0.34	0.30	0.30	0.27	0.29	0.27	0.26			
1.00	0.41	0.38	0.40	0.39	0.38	0.34	0.34	0.32	0.34	0.31	0.30			
1.25	0.46	0.42	0.45	0.43	0.41	0.38	0.38	0.36	0.37	0.35	0.34			
1.50	0.49	0.44	0.48	0.46	0.44	0.41	0.40	0.38	0.40	0.38	0.37			
2.00	0.54	0.48	0.53	0.50	0.48	0.45	0.45	0.43	0.44	0.42	0.41			
2.50	0.57	0.50	0.56	0.53	0.50	0.48	0.47	0.46	0.46	0.45	0.44			
3.00	0.59	0.52	0.58	0.54	0.51	0.50	0.49	0.48	0.48	0.47	0.46			
4.00	0.62	0.54	0.60	0.56	0.53	0.52	0.51	0.50	0.50	0.49	0.48			
5.00	0.64	0.55	0.62	0.58	0.54	0.53	0.52	0.51	0.51	0.50	0.49			

Ceiling mounted

Luminance Table

Plane Cone	0.0	45.0	90.0
45.0	6859	7422	6450
50.0	5687	6307	5744
55.0	4985	5112	4733
60.0	4995	4054	3547
65.0	5225	3083	2484
70.0	2857	2222	1693
75.0	1259	1538	1119
80.0	1668	1042	834
85.0	2077	831	415
90.0	-	-	-

(cd/m2)

LVN8752800

2012-05-04

IFGU1_TMX204 2xTL-D58W HFP +GMX450 R +GGX453 M-WB +M5.EPS

Фотометрические данные

TMX204 2xTL-D58W HFP +GMX450 R +GGX453 M-WB +ML

2 x 5240 lm

Polar Intensity Diagram

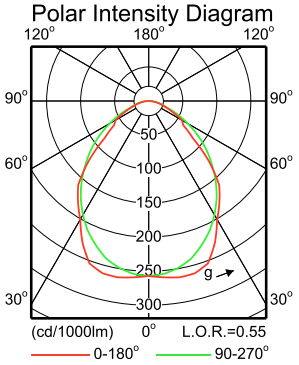

Quantity estimation diagram

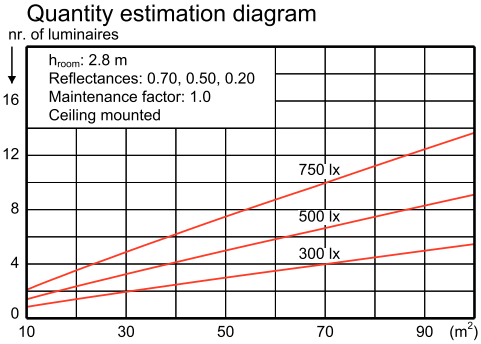

UGR diagram

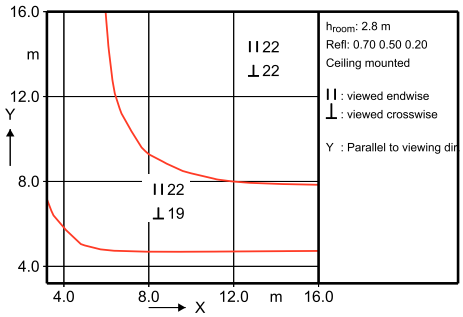

Light output ratio 0.55
Service upward 0.00
Service downward 0.55

CIE flux code 59 87 97 100 55

S/H ratio crosswise max. 1.4
lengthwise max. 1.4

UGRcen (4Hx8H, 0.25H) 20
UTE71-121: 0.55C + 0.00T

Utilisation factor table

Room Index k	Reflectances (%) for ceiling, walls and working plane (CIE)										
	0.80	0.80	0.70	0.70	0.70	0.70	0.50	0.50	0.30	0.30	0.00
	0.50	0.50	0.50	0.50	0.50	0.30	0.30	0.10	0.30	0.10	0.00
	0.30	0.10	0.30	0.20	0.10	0.10	0.10	0.10	0.10	0.10	0.00
0.60	0.31	0.29	0.30	0.30	0.29	0.25	0.25	0.23	0.25	0.23	0.22
0.80	0.36	0.34	0.36	0.35	0.34	0.30	0.30	0.27	0.30	0.27	0.26
1.00	0.41	0.38	0.40	0.39	0.38	0.34	0.34	0.32	0.34	0.31	0.30
1.25	0.46	0.42	0.45	0.43	0.41	0.38	0.38	0.35	0.37	0.35	0.34
1.50	0.49	0.44	0.48	0.46	0.44	0.41	0.40	0.38	0.40	0.38	0.37
2.00	0.54	0.48	0.53	0.50	0.48	0.45	0.45	0.43	0.44	0.42	0.41
2.50	0.57	0.51	0.56	0.53	0.50	0.48	0.47	0.46	0.46	0.45	0.44
3.00	0.60	0.52	0.58	0.55	0.52	0.50	0.49	0.48	0.48	0.47	0.46
4.00	0.62	0.54	0.61	0.57	0.53	0.52	0.51	0.50	0.50	0.49	0.48
5.00	0.64	0.55	0.62	0.58	0.54	0.53	0.52	0.51	0.51	0.51	0.49

Ceiling mounted

Luminance Table

Plane Cone	0.0	45.0	90.0
45.0	6399	6655	6706
50.0	4730	6082	6194
55.0	3913	4985	5553
60.0	4054	3764	4778
65.0	3340	3340	3940
70.0	2752	2963	3069
75.0	2517	2657	2797
80.0	2293	2501	2710
85.0	2077	2492	2492
90.0	-	-	-

(cd/m2)

LVN8752500

2012-05-04

IFGU1_TMX204 2xTL-D58W HFP +GMX450 R +GGX453 M-WB +ML.EPS

Фотометрические данные

TMX204 2xTL-D58W HFP +GMX450 R +GGX453 M-WB

2 x 5240 lm

Polar Intensity Diagram

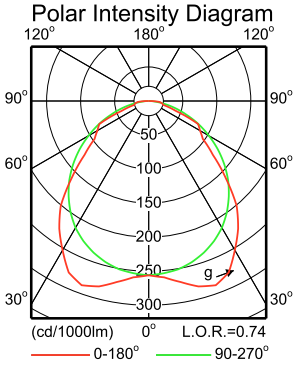

Quantity estimation diagram

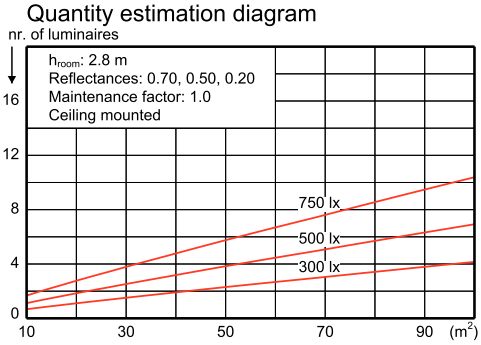

UGR diagram

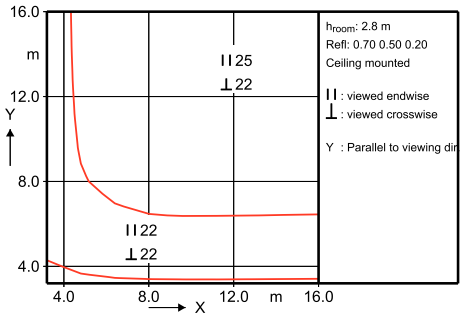

Light output ratio 0.74
Service upward 0.00
Service downward 0.74

CIE flux code 52 83 97 100 74

S/H ratio crosswise max. 1.6
lengthwise max. 1.7

UGRcen (4Hx8H, 0.25H) 23
UTE71-121: 0.74D + 0.00T

Utilisation factor table

Room Index k	Reflectances (%) for ceiling, walls and working plane (CIE)																			
	0.80	0.80	0.70	0.70	0.70	0.70	0.50	0.50	0.30	0.30	0.00									
	0.50	0.50	0.50	0.50	0.50	0.30	0.30	0.10	0.30	0.10	0.00									
	0.30	0.10	0.30	0.20	0.10	0.10	0.10	0.10	0.10	0.10	0.00									
0.60	0.38	0.36	0.37	0.36	0.36	0.30	0.30	0.27	0.30	0.27	0.25									
0.80	0.46	0.43	0.45	0.44	0.43	0.37	0.37	0.33	0.36	0.33	0.32									
1.00	0.53	0.49	0.51	0.50	0.48	0.43	0.42	0.39	0.42	0.39	0.37									
1.25	0.59	0.54	0.58	0.55	0.53	0.49	0.48	0.44	0.47	0.44	0.42									
1.50	0.64	0.58	0.62	0.59	0.57	0.53	0.52	0.49	0.51	0.48	0.47									
2.00	0.71	0.63	0.69	0.66	0.62	0.59	0.58	0.55	0.57	0.54	0.53									
2.50	0.75	0.67	0.73	0.69	0.66	0.63	0.62	0.59	0.61	0.59	0.57									
3.00	0.79	0.69	0.77	0.72	0.68	0.65	0.64	0.62	0.63	0.61	0.60									
4.00	0.83	0.72	0.80	0.75	0.71	0.69	0.68	0.66	0.66	0.65	0.63									
5.00	0.86	0.73	0.83	0.77	0.73	0.71	0.69	0.68	0.68	0.67	0.65									

Ceiling mounted

Luminance Table

Plane / Cone	0.0	45.0	90.0
45.0	7204	8555	7430
50.0	6093	7925	7182
55.0	5385	6828	6883
60.0	5540	5731	6495
65.0	6027	4972	6102
70.0	3910	5399	5492
75.0	2706	3937	4921
80.0	3667	2750	4034
85.0	5845	4384	2923
90.0	-	-	-

(cd/m2)

LVN8752300

2012-05-04

IFGU1_TMX204 2xTL-D58W HFP +GMX450 R +GGX453 M-WB.EPS

Фотометрические данные

TMX400 2xTL-D58W HFP +GMX450 R +GGX450 C6

2 x 5240 lm

Polar Intensity Diagram

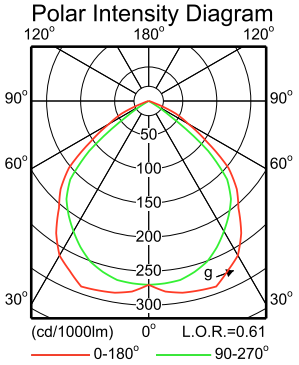

Quantity estimation diagram

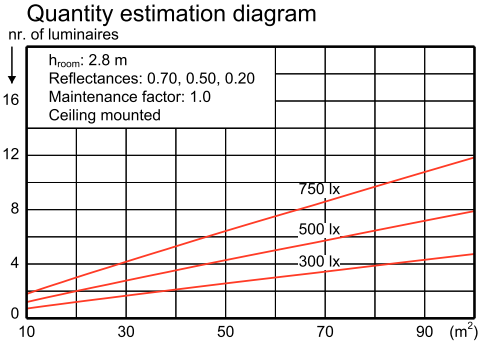

UGR diagram

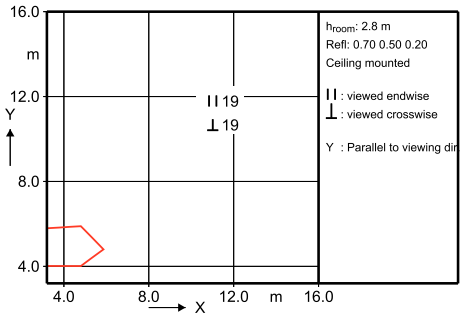

Light output ratio 0.61
Service upward 0.00
Service downward 0.61

CIE flux code 65 97 100 100 61

S/H ratio crosswise max. 1.6
lengthwise max. 1.5

UGRcen (4Hx8H, 0.25H) 19

UTE71-121: 0.61C + 0.00T

Utilisation factor table

Room Index k	Reflectances (%) for ceiling, walls and working plane (CIE)												
	0.80	0.80	0.70	0.70	0.70	0.70	0.50	0.50	0.30	0.30	0.00		
	0.50	0.50	0.50	0.50	0.50	0.30	0.30	0.10	0.30	0.10	0.00		
	0.30	0.10	0.30	0.20	0.10	0.10	0.10	0.10	0.10	0.10	0.00		
0.60	0.35	0.34	0.35	0.34	0.33	0.30	0.29	0.27	0.29	0.27	0.26		
0.80	0.43	0.40	0.42	0.41	0.40	0.36	0.36	0.33	0.35	0.33	0.32		
1.00	0.48	0.45	0.48	0.46	0.44	0.41	0.41	0.38	0.40	0.38	0.37		
1.25	0.54	0.49	0.53	0.50	0.49	0.45	0.45	0.43	0.44	0.42	0.41		
1.50	0.57	0.52	0.56	0.54	0.51	0.49	0.48	0.46	0.47	0.46	0.44		
2.00	0.63	0.56	0.61	0.58	0.55	0.53	0.52	0.51	0.52	0.50	0.49		
2.50	0.66	0.58	0.64	0.61	0.58	0.56	0.55	0.54	0.54	0.53	0.52		
3.00	0.68	0.60	0.66	0.63	0.59	0.58	0.57	0.55	0.56	0.55	0.53		
4.00	0.71	0.61	0.69	0.64	0.61	0.59	0.58	0.57	0.57	0.57	0.55		
5.00	0.72	0.62	0.70	0.66	0.62	0.60	0.59	0.59	0.58	0.58	0.56		

Ceiling mounted

Luminance Table

Plane / Cone	0.0	45.0	90.0
45.0	9542	9386	8500
50.0	8776	7744	6539
55.0	6685	5721	2443
60.0	4941	3613	147
65.0	3839	611	0
70.0	970	0	0
75.0	0	0	0
80.0	0	0	0
85.0	0	0	0
90.0	-	-	-

(cd/m2)

LVN8726400

2012-05-08

IFGU1_TMX400 2xTL-D58W HFP +GMX450 R +GGX450 C6.EPS

Фотометрические данные

TMX400 2xTL-D58W HFP +GMX450 R +GGX450 D6

2 x 5240 lm

Polar Intensity Diagram

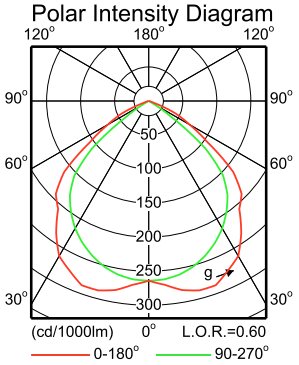

Quantity estimation diagram

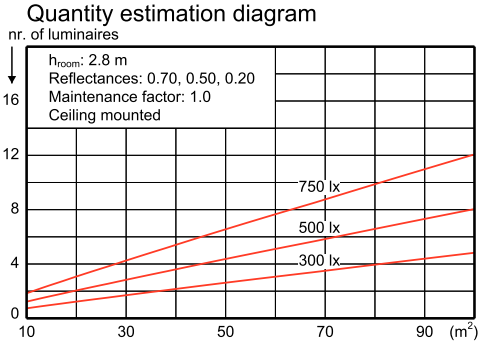

UGR diagram

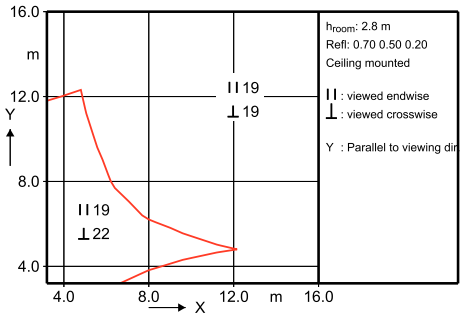

Light output ratio 0.60
Service upward 0.00
Service downward 0.60

CIE flux code 64 97 100 100 60

S/H ratio crosswise max. 1.6
lengthwise max. 1.5

UGRcen (4Hx8H, 0.25H) 19
UTE71-121: 0.60C + 0.00T

Utilisation factor table

Room Index k	Reflectances (%) for ceiling, walls and working plane (CIE)															
	0.80	0.80	0.70	0.70	0.70	0.70	0.50	0.50	0.30	0.30	0.30	0.30	0.00			
	0.50	0.50	0.50	0.50	0.50	0.30	0.30	0.10	0.30	0.10	0.00					
	0.30	0.10	0.30	0.20	0.10	0.10	0.10	0.10	0.10	0.10	0.00					
0.60	0.34	0.33	0.34	0.33	0.32	0.29	0.28	0.26	0.28	0.26	0.25					
0.80	0.42	0.39	0.41	0.40	0.39	0.35	0.35	0.32	0.34	0.32	0.31					
1.00	0.47	0.44	0.46	0.45	0.43	0.40	0.40	0.37	0.39	0.37	0.36					
1.25	0.52	0.48	0.51	0.49	0.48	0.44	0.44	0.42	0.43	0.41	0.40					
1.50	0.56	0.51	0.55	0.53	0.50	0.48	0.47	0.45	0.46	0.45	0.43					
2.00	0.61	0.55	0.60	0.57	0.54	0.52	0.51	0.50	0.51	0.49	0.48					
2.50	0.65	0.57	0.63	0.60	0.57	0.55	0.54	0.53	0.53	0.52	0.51					
3.00	0.67	0.59	0.65	0.61	0.58	0.56	0.56	0.54	0.55	0.54	0.52					
4.00	0.70	0.60	0.68	0.63	0.60	0.58	0.57	0.56	0.56	0.56	0.54					
5.00	0.71	0.61	0.69	0.64	0.60	0.59	0.58	0.57	0.57	0.57	0.55					

Ceiling mounted

Luminance Table

Plane / Cone	0.0	45.0	90.0
45.0	10064	9543	8031
50.0	9293	7974	6253
55.0	6750	6043	2507
60.0	5089	3687	221
65.0	3839	785	87
70.0	970	108	108
75.0	0	0	0
80.0	0	0	0
85.0	0	0	0
90.0	-	-	-

(cd/m2)

LVN8726500

2012-05-08

IFGU1_TMX400 2xTL-D58W HFP +GMX450 R +GGX450 D6.EPS

Фотометрические данные

TMX400 2xTL-D58W HFP +GMX450 R +GGX450 L

2 x 5240 lm

Polar Intensity Diagram

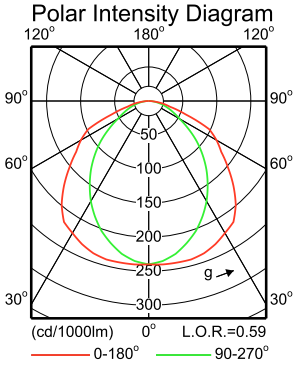

Quantity estimation diagram

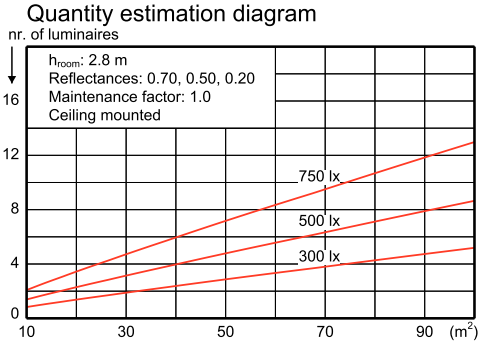

UGR diagram

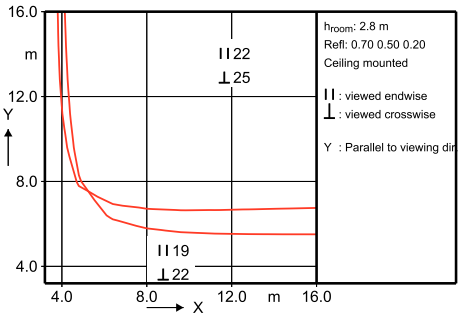

Light output ratio 0.59
Service upward 0.00
Service downward 0.59

CIE flux code 53 84 97 100 59

S/H ratio crosswise max. 1.5
lengthwise max. 1.5

UGRcen (4Hx8H, 0.25H) 23
UTE71-121: 0.59D + 0.00T

Utilisation factor table

Room Index k	Reflectances (%) for ceiling, walls and working plane (CIE)											
	0.80	0.80	0.70	0.70	0.70	0.70	0.50	0.50	0.30	0.30	0.00	
	0.50	0.50	0.50	0.50	0.50	0.30	0.30	0.10	0.30	0.10	0.00	
	0.30	0.10	0.30	0.20	0.10	0.10	0.10	0.10	0.10	0.10	0.00	
0.60	0.30	0.29	0.30	0.29	0.29	0.25	0.24	0.22	0.24	0.22	0.20	
0.80	0.37	0.35	0.36	0.35	0.34	0.30	0.30	0.27	0.29	0.27	0.26	
1.00	0.42	0.39	0.41	0.40	0.39	0.35	0.34	0.31	0.34	0.31	0.30	
1.25	0.47	0.43	0.46	0.44	0.43	0.39	0.38	0.36	0.38	0.36	0.34	
1.50	0.51	0.46	0.50	0.48	0.46	0.42	0.42	0.39	0.41	0.39	0.37	
2.00	0.57	0.51	0.55	0.53	0.50	0.47	0.46	0.44	0.46	0.44	0.42	
2.50	0.60	0.53	0.59	0.56	0.53	0.50	0.49	0.48	0.49	0.47	0.46	
3.00	0.63	0.55	0.61	0.58	0.55	0.52	0.51	0.50	0.51	0.49	0.48	
4.00	0.66	0.57	0.64	0.60	0.57	0.55	0.54	0.53	0.53	0.52	0.50	
5.00	0.68	0.59	0.66	0.62	0.58	0.57	0.55	0.54	0.54	0.54	0.52	

Ceiling mounted

Luminance Table

Plane / Cone	0.0	45.0	90.0
45.0	9009	7268	5733
50.0	8559	6700	5180
55.0	8203	5931	4480
60.0	8324	5139	3764
65.0	8393	4368	3426
70.0	6138	3598	3175
75.0	4475	3216	2937
80.0	4169	2710	2710
85.0	2907	2492	2492
90.0	-	-	-

(cd/m2)

LVN8726100

2012-05-08

IFGU1_TMX400 2xTL-D58W HFP +GMX450 R +GGX450 L.EPS

Фотометрические данные

TMX400 2xTL-D58W HFP +GMX450 R +GGX450 LP

2 x 5240 lm

Polar Intensity Diagram

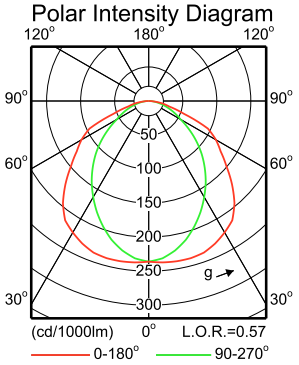

Quantity estimation diagram

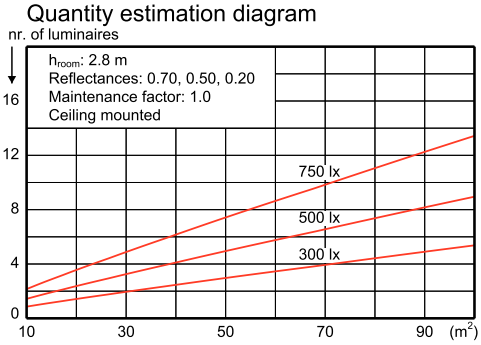

UGR diagram

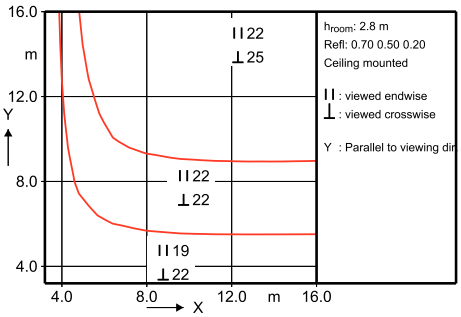

Light output ratio 0.57
Service upward 0.00
Service downward 0.57

CIE flux code 53 84 97 100 57

S/H ratio crosswise max. 1.6
lengthwise max. 1.4

UGRcen (4Hx8H, 0.25H) 23
UTE71-121: 0.57D + 0.00T

Utilisation factor table

Room Index k	Reflectances (%) for ceiling, walls and working plane (CIE)																			
	0.80	0.80	0.70	0.70	0.70	0.70	0.50	0.50	0.30	0.30	0.00									
	0.50	0.50	0.50	0.50	0.50	0.30	0.30	0.10	0.30	0.10	0.00									
	0.30	0.10	0.30	0.20	0.10	0.10	0.10	0.10	0.10	0.10	0.00									
0.60	0.29	0.28	0.29	0.28	0.28	0.24	0.23	0.21	0.23	0.21	0.20									
0.80	0.36	0.34	0.35	0.34	0.33	0.29	0.29	0.26	0.28	0.26	0.25									
1.00	0.41	0.38	0.40	0.39	0.37	0.34	0.33	0.30	0.33	0.30	0.29									
1.25	0.46	0.42	0.45	0.43	0.41	0.38	0.37	0.35	0.37	0.34	0.33									
1.50	0.49	0.45	0.48	0.46	0.44	0.41	0.40	0.38	0.40	0.37	0.36									
2.00	0.55	0.49	0.53	0.51	0.48	0.46	0.45	0.43	0.44	0.42	0.41									
2.50	0.58	0.52	0.57	0.54	0.51	0.49	0.48	0.46	0.47	0.45	0.44									
3.00	0.61	0.53	0.59	0.56	0.53	0.51	0.50	0.48	0.49	0.48	0.46									
4.00	0.64	0.55	0.62	0.58	0.55	0.53	0.52	0.51	0.51	0.50	0.49									
5.00	0.66	0.57	0.64	0.60	0.56	0.55	0.54	0.52	0.53	0.52	0.50									

Ceiling mounted

Luminance Table

Plane / Cone	0.0	45.0	90.0
45.0	8856	6911	5631
50.0	8391	6307	5125
55.0	8141	5617	4544
60.0	8253	4851	3909
65.0	8223	4026	3597
70.0	5821	3387	3281
75.0	4336	2937	2937
80.0	4169	2501	2710
85.0	2907	2492	2492
90.0	-	-	-

(cd/m2)

LVN8726000

2012-05-08

IFGU1_TMX400 2xTL-D58W HFP +GMX450 R +GGX450 LP.EPS

Фотометрические данные

TMX400 2xTL-D58W HFP +GMX450 R +GGX450 M2

2 x 5240 lm

Polar Intensity Diagram

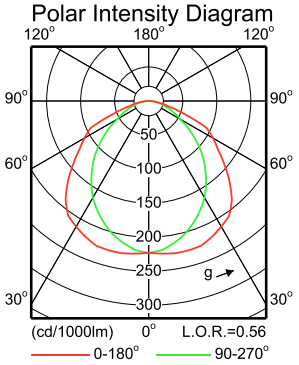

Quantity estimation diagram

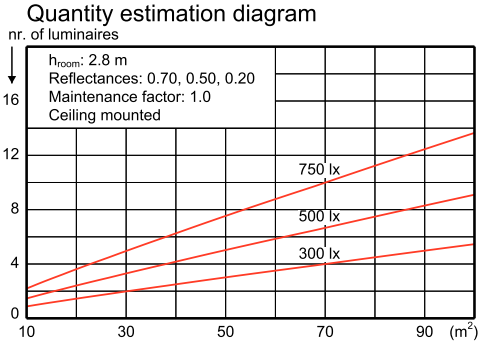

UGR diagram

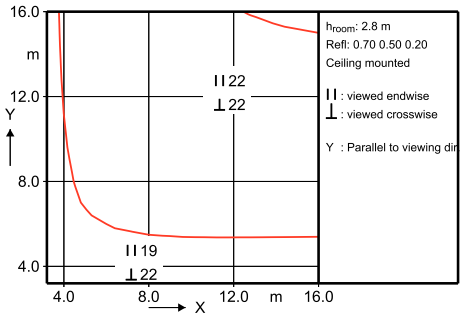

Light output ratio 0.56
Service upward 0.00
Service downward 0.56

CIE flux code 53 85 97 100 56

S/H ratio crosswise max. 1.6
lengthwise max. 1.5

UGRcen (4Hx8H, 0.25H) 22
UTE71-121: 0.56D + 0.00T

Utilisation factor table

Room Index k	Reflectances (%) for ceiling, walls and working plane (CIE)																			
	0.80	0.80	0.70	0.70	0.70	0.70	0.50	0.50	0.30	0.30	0.00									
	0.50	0.50	0.50	0.50	0.50	0.30	0.30	0.10	0.30	0.10	0.00									
	0.30	0.10	0.30	0.20	0.10	0.10	0.10	0.10	0.10	0.10	0.00									
0.60	0.29	0.27	0.28	0.28	0.27	0.23	0.23	0.20	0.23	0.20	0.19									
0.80	0.35	0.33	0.34	0.33	0.33	0.29	0.28	0.26	0.28	0.25	0.24									
1.00	0.40	0.37	0.39	0.38	0.37	0.33	0.33	0.30	0.32	0.30	0.29									
1.25	0.45	0.41	0.44	0.42	0.41	0.37	0.37	0.34	0.36	0.34	0.33									
1.50	0.49	0.44	0.47	0.45	0.44	0.40	0.40	0.37	0.39	0.37	0.36									
2.00	0.54	0.48	0.53	0.50	0.48	0.45	0.44	0.42	0.43	0.42	0.40									
2.50	0.57	0.51	0.56	0.53	0.50	0.48	0.47	0.45	0.46	0.45	0.43									
3.00	0.60	0.52	0.58	0.55	0.52	0.50	0.49	0.47	0.48	0.47	0.45									
4.00	0.63	0.54	0.61	0.57	0.54	0.52	0.51	0.50	0.50	0.49	0.48									
5.00	0.65	0.56	0.63	0.59	0.55	0.54	0.53	0.52	0.52	0.51	0.49									

Ceiling mounted

Luminance Table

Plane / Cone	0.0	45.0	90.0
45.0	8600	7064	5682
50.0	8165	6476	5124
55.0	7825	5806	4544
60.0	7891	4995	3837
65.0	8051	4025	3512
70.0	5821	3281	3175
75.0	4056	2797	2797
80.0	3752	2293	2710
85.0	2492	2077	2492
90.0	-	-	-

(cd/m2)

LVN8726200

2012-05-08

IFGU1_TMX400 2xTL-D58W HFP +GMX450 R +GGX450 M2.EPS

Фотометрические данные

TMX400 2xTL-D58W HFP +GMX450 R +GGX450 M5

2 x 5240 lm

Polar Intensity Diagram

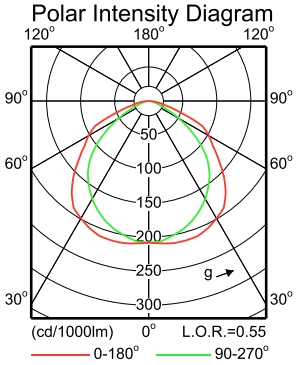

Quantity estimation diagram

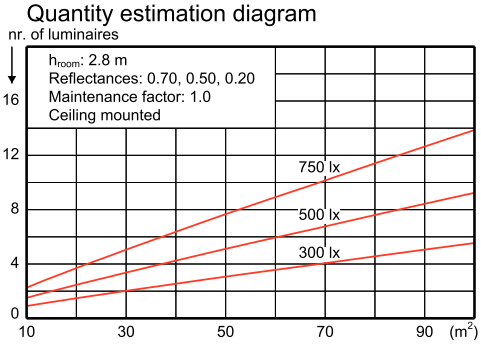

UGR diagram

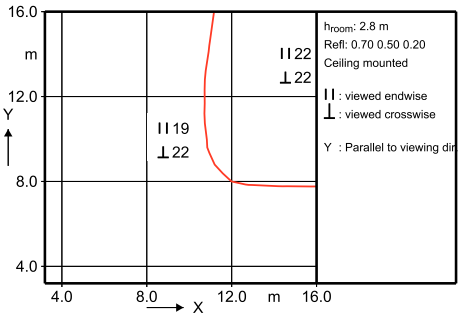

Light output ratio 0.55
Service upward 0.00
Service downward 0.55

CIE flux code 52 86 98 100 55

S/H ratio crosswise max. 1.6
lengthwise max. 1.6

UGRcen (4Hx8H, 0.25H) 22
UTE71-121: 0.55D + 0.00T

Utilisation factor table

Room Index k	Reflectances (%) for ceiling, walls and working plane (CIE)																			
	0.80	0.80	0.70	0.70	0.70	0.70	0.50	0.50	0.30	0.30	0.00									
	0.50	0.50	0.50	0.50	0.50	0.30	0.30	0.10	0.30	0.10	0.00									
	0.30	0.10	0.30	0.20	0.10	0.10	0.10	0.10	0.10	0.10	0.00									
0.60	0.28	0.26	0.27	0.27	0.26	0.22	0.22	0.19	0.22	0.19	0.18									
0.80	0.34	0.32	0.34	0.33	0.32	0.28	0.27	0.25	0.27	0.25	0.23									
1.00	0.39	0.36	0.38	0.37	0.36	0.32	0.32	0.29	0.31	0.29	0.28									
1.25	0.44	0.40	0.43	0.41	0.40	0.36	0.36	0.33	0.35	0.33	0.32									
1.50	0.48	0.43	0.47	0.45	0.43	0.40	0.39	0.37	0.38	0.36	0.35									
2.00	0.53	0.47	0.52	0.49	0.47	0.44	0.43	0.42	0.43	0.41	0.40									
2.50	0.57	0.50	0.55	0.52	0.49	0.47	0.46	0.45	0.46	0.44	0.43									
3.00	0.59	0.52	0.57	0.54	0.51	0.49	0.48	0.47	0.47	0.46	0.45									
4.00	0.62	0.54	0.60	0.56	0.53	0.51	0.51	0.49	0.50	0.49	0.47									
5.00	0.64	0.55	0.62	0.58	0.54	0.53	0.52	0.51	0.51	0.50	0.49									

Ceiling mounted

Luminance Table

Plane / Cone	0.0	45.0	90.0
45.0	7985	7371	6245
50.0	7546	6983	5631
55.0	7257	6374	4733
60.0	7384	5647	3692
65.0	7451	4625	2569
70.0	5292	3492	1799
75.0	3636	2517	1259
80.0	3335	1668	834
85.0	2492	831	831
90.0	-	-	-

(cd/m2)

LVN8726300

2012-05-08

IFGU1_TMX400 2xTL-D58W HFP +GMX450 R +GGX450 M5.EPS

Фотометрические данные

TMX400 2xTL-D58W HFP +GMX450 R +GGX450 ML

2 x 5240 lm

Polar Intensity Diagram

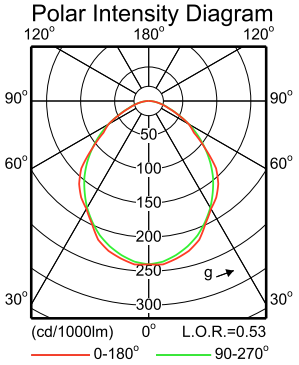

Quantity estimation diagram

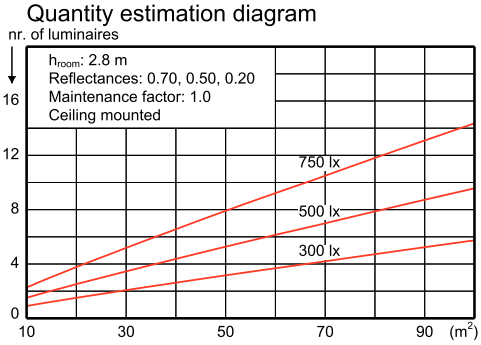

UGR diagram

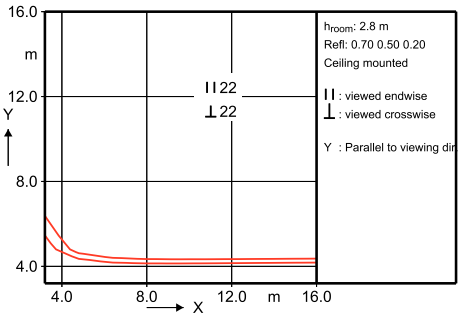

Light output ratio 0.53
Service upward 0.00
Service downward 0.53

CIE flux code 55 85 97 100 53

S/H ratio crosswise max. 1.5
lengthwise max. 1.4

UGRcen (4Hx8H, 0.25H) 21
UTE71-121: 0.53D + 0.00T

Utilisation factor table

Room Index k	Reflectances (%) for ceiling, walls and working plane (CIE)															
	0.80	0.80	0.70	0.70	0.70	0.70	0.50	0.50	0.30	0.30	0.00					
	0.50	0.50	0.50	0.50	0.50	0.30	0.30	0.10	0.30	0.10	0.00					
	0.30	0.10	0.30	0.20	0.10	0.10	0.10	0.10	0.10	0.10	0.00					
0.60	0.28	0.27	0.28	0.27	0.26	0.23	0.23	0.20	0.22	0.20	0.19					
0.80	0.34	0.32	0.33	0.32	0.31	0.28	0.27	0.25	0.27	0.25	0.24					
1.00	0.39	0.36	0.38	0.37	0.35	0.32	0.31	0.29	0.31	0.29	0.28					
1.25	0.43	0.39	0.42	0.40	0.39	0.36	0.35	0.33	0.35	0.33	0.31					
1.50	0.46	0.42	0.45	0.43	0.42	0.39	0.38	0.36	0.37	0.35	0.34					
2.00	0.51	0.46	0.50	0.48	0.45	0.43	0.42	0.40	0.41	0.40	0.39					
2.50	0.55	0.48	0.53	0.50	0.48	0.45	0.45	0.43	0.44	0.43	0.41					
3.00	0.57	0.50	0.55	0.52	0.49	0.47	0.47	0.45	0.46	0.45	0.43					
4.00	0.60	0.52	0.58	0.54	0.51	0.50	0.49	0.48	0.48	0.47	0.46					
5.00	0.62	0.53	0.60	0.56	0.52	0.51	0.50	0.49	0.49	0.48	0.47					

Ceiling mounted

Luminance Table

Plane Cone	0.0	45.0	90.0
45.0	7166	6500	6552
50.0	6081	6137	6081
55.0	5111	5616	5553
60.0	4922	4633	4922
65.0	4025	3939	4111
70.0	3280	3386	3386
75.0	2937	2937	3076
80.0	2710	2710	2710
85.0	2492	2492	2492
90.0	-	-	-

(cd/m2)

LVN8725900

2012-05-08

IFGU1_TMX400 2xTL-D58W HFP +GMX450 R +GGX450 ML.EPS

Фотометрические данные

TMX400 2xTL-D58W HFP +GMX450 R +GGX450 P

2 x 5240 lm

Polar Intensity Diagram

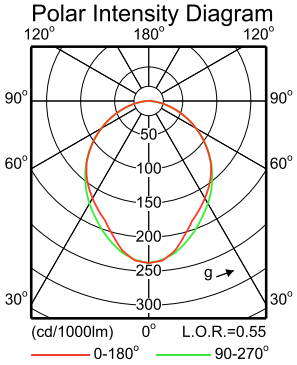

Quantity estimation diagram

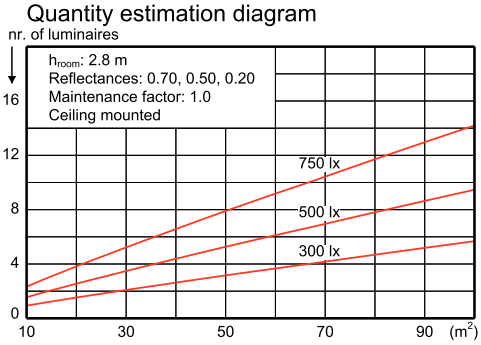

UGR diagram

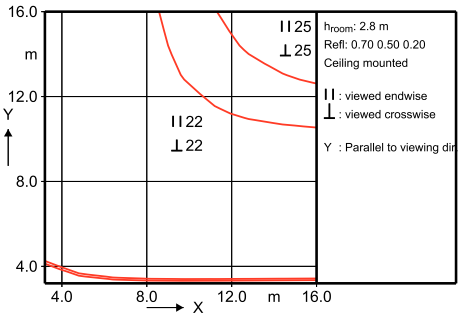

Light output ratio 0.55
Service upward 0.00
Service downward 0.55

CIE flux code 49 80 96 100 55

S/H ratio crosswise max. 1.5
lengthwise max. 1.4

UGRcen (4Hx8H, 0.25H) 22
UTE71-121: 0.55D + 0.00T

Utilisation factor table

Room Index k	Reflectances (%) for ceiling, walls and working plane (CIE)																			
	0.80	0.80	0.70	0.70	0.70	0.70	0.50	0.50	0.30	0.30	0.00									
	0.50	0.50	0.50	0.50	0.50	0.30	0.30	0.10	0.30	0.10	0.00									
	0.30	0.10	0.30	0.20	0.10	0.10	0.10	0.10	0.10	0.10	0.00									
0.60	0.27	0.26	0.27	0.26	0.26	0.22	0.21	0.19	0.21	0.19	0.18									
0.80	0.33	0.31	0.33	0.32	0.31	0.27	0.26	0.24	0.26	0.23	0.22									
1.00	0.38	0.35	0.37	0.36	0.35	0.31	0.30	0.28	0.30	0.27	0.26									
1.25	0.43	0.39	0.42	0.40	0.39	0.35	0.34	0.32	0.34	0.31	0.30									
1.50	0.46	0.42	0.45	0.43	0.41	0.38	0.37	0.35	0.37	0.35	0.33									
2.00	0.52	0.46	0.50	0.48	0.46	0.43	0.42	0.40	0.41	0.39	0.38									
2.50	0.55	0.49	0.54	0.51	0.48	0.46	0.45	0.43	0.44	0.42	0.41									
3.00	0.58	0.51	0.56	0.53	0.50	0.48	0.47	0.45	0.46	0.45	0.43									
4.00	0.61	0.53	0.59	0.55	0.52	0.50	0.50	0.48	0.49	0.47	0.46									
5.00	0.63	0.54	0.61	0.57	0.54	0.52	0.51	0.50	0.50	0.49	0.48									

Ceiling mounted

Luminance Table

Plane / Cone	0.0	45.0	90.0
45.0	5808	5718	5853
50.0	5597	5646	5646
55.0	5384	5550	5384
60.0	5094	5348	5094
65.0	4821	5123	4821
70.0	4468	4747	4375
75.0	4059	4182	3936
80.0	3483	3483	3300
85.0	2922	2557	2557
90.0	-	-	-

(cd/m2)

LVN8774300

2012-05-08

IFGU1_TMX400 2xTL-D58W HFP +GMX450 R +GGX450 P.EPS

Фотометрические данные

TMX400 2xTL-D58W HFP +GMX450 R +GGX453 M-WB +L

2 x 5240 lm

Polar Intensity Diagram

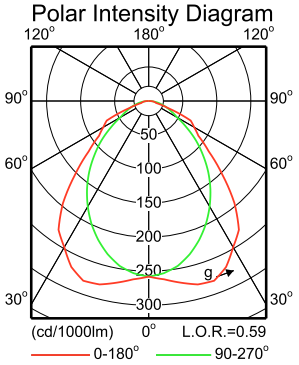

Quantity estimation diagram

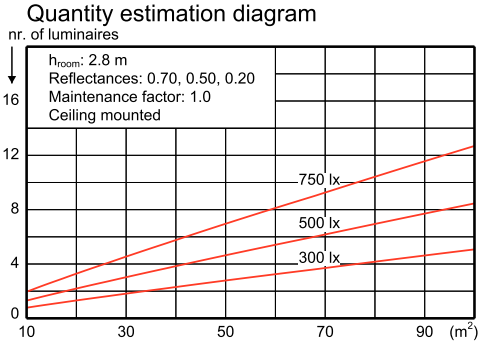

UGR diagram

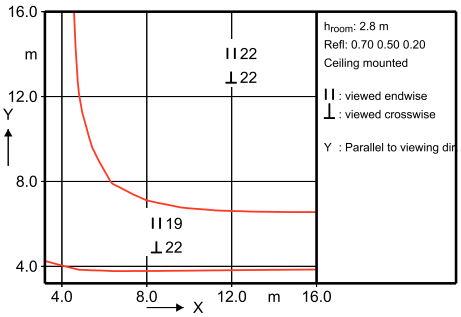

Light output ratio 0.59
Service upward 0.00
Service downward 0.59

CIE flux code 59 87 98 100 59

S/H ratio crosswise max. 1.5
lengthwise max. 1.4

UGRcen (4Hx8H, 0.25H) 21
UTE71-121: 0.59C + 0.00T

Utilisation factor table

Room Index k	Reflectances (%) for ceiling, walls and working plane (CIE)																			
	0.80	0.80	0.70	0.70	0.70	0.70	0.50	0.50	0.30	0.30	0.00									
	0.50	0.50	0.50	0.50	0.50	0.30	0.30	0.10	0.30	0.10	0.00									
	0.30	0.10	0.30	0.20	0.10	0.10	0.10	0.10	0.10	0.10	0.00									
0.60	0.33	0.31	0.33	0.32	0.31	0.27	0.27	0.24	0.27	0.24	0.23									
0.80	0.39	0.37	0.39	0.37	0.36	0.33	0.32	0.30	0.32	0.29	0.28									
1.00	0.44	0.41	0.43	0.42	0.41	0.37	0.36	0.34	0.36	0.34	0.33									
1.25	0.49	0.45	0.48	0.46	0.44	0.41	0.41	0.38	0.40	0.38	0.37									
1.50	0.53	0.48	0.52	0.49	0.47	0.44	0.43	0.41	0.43	0.41	0.40									
2.00	0.58	0.52	0.57	0.54	0.51	0.49	0.48	0.46	0.47	0.46	0.44									
2.50	0.62	0.54	0.60	0.57	0.54	0.52	0.51	0.49	0.50	0.49	0.47									
3.00	0.64	0.56	0.62	0.59	0.56	0.54	0.53	0.51	0.52	0.51	0.49									
4.00	0.67	0.58	0.65	0.61	0.58	0.56	0.55	0.54	0.54	0.53	0.52									
5.00	0.69	0.59	0.67	0.63	0.59	0.57	0.56	0.55	0.55	0.55	0.53									

Ceiling mounted

Luminance Table

Plane / Cone	0.0	45.0	90.0
45.0	7832	7525	5784
50.0	6476	6476	5124
55.0	5616	5364	4291
60.0	5574	4416	3475
65.0	5824	3768	3169
70.0	3175	3281	2963
75.0	1538	2937	2797
80.0	1876	2710	2710
85.0	2492	2492	2492
90.0	-	-	-

(cd/m2)

LVN8752400

2012-05-08

IFGU1_TMX400 2xTL-D58W HFP +GMX450 R +GGX453 M-WB +L.EPS

Фотометрические данные

TMX400 2xTL-D58W HFP +GMX450 R +GGX453 M-WB +LP

2 x 5240 lm

Polar Intensity Diagram

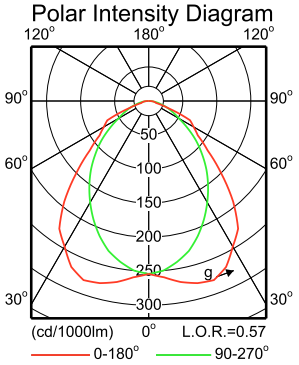

Quantity estimation diagram

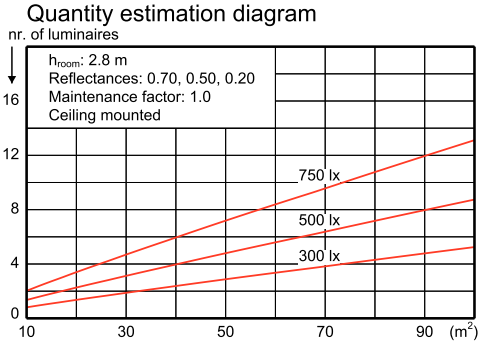

UGR diagram

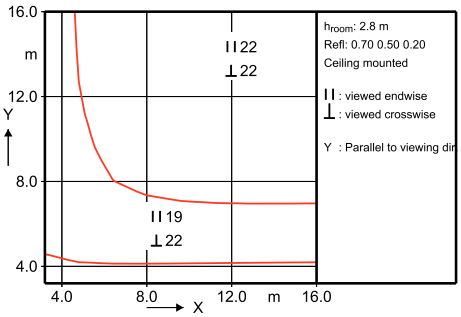

Light output ratio	0.57
Service upward	0.00
Service downward	0.57
CIE flux code	59 88 98 100 57
S/H ratio crosswise	max. 1.5
lengthwise	max. 1.4
UGRcen (4Hx8H, 0.25H)	20
UTE71-121:	0.57C + 0.00T

Utilisation factor table

Room Index k	Reflectances (%) for ceiling, walls and working plane (CIE)																			
	0.80	0.80	0.70	0.70	0.70	0.70	0.50	0.50	0.30	0.30	0.00									
	0.50	0.50	0.50	0.50	0.50	0.30	0.30	0.10	0.30	0.10	0.00									
	0.30	0.10	0.30	0.20	0.10	0.10	0.10	0.10	0.10	0.10	0.00									
0.60	0.32	0.30	0.31	0.31	0.30	0.26	0.26	0.23	0.26	0.23	0.22									
0.80	0.38	0.36	0.37	0.36	0.35	0.31	0.31	0.29	0.31	0.28	0.27									
1.00	0.43	0.40	0.42	0.41	0.39	0.36	0.35	0.33	0.35	0.33	0.32									
1.25	0.48	0.44	0.47	0.45	0.43	0.40	0.39	0.37	0.39	0.37	0.35									
1.50	0.51	0.46	0.50	0.48	0.46	0.43	0.42	0.40	0.42	0.40	0.38									
2.00	0.56	0.50	0.55	0.52	0.50	0.47	0.46	0.45	0.46	0.44	0.43									
2.50	0.60	0.53	0.58	0.55	0.52	0.50	0.49	0.48	0.48	0.47	0.46									
3.00	0.62	0.54	0.60	0.57	0.54	0.52	0.51	0.50	0.50	0.49	0.48									
4.00	0.65	0.56	0.63	0.59	0.56	0.54	0.53	0.52	0.52	0.51	0.50									
5.00	0.67	0.57	0.65	0.60	0.57	0.55	0.54	0.54	0.54	0.53	0.51									

Ceiling mounted

Luminance Table

Plane / Cone	0.0	45.0	90.0
45.0	7729	7166	5682
50.0	6363	6138	5124
55.0	5553	4985	4417
60.0	5502	4054	3692
65.0	5738	3340	3340
70.0	3175	2963	3069
75.0	1538	2517	2657
80.0	1876	2293	2501
85.0	2492	2076	2492
90.0	-	-	-

(cd/m2)

LVN8752600

2012-05-08

IFGU1_TMX400 2xTL-D58W HFP +GMX450 R +GGX453 M-WB +LP.EPS

Фотометрические данные

TMX400 2xTL-D58W HFP +GMX450 R +GGX453 M-WB +M2

2 x 5240 lm

Polar Intensity Diagram

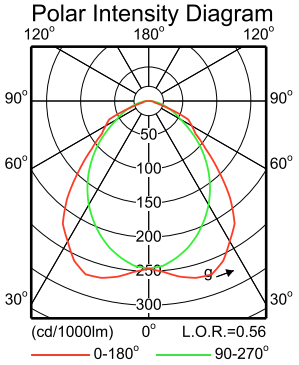

Quantity estimation diagram

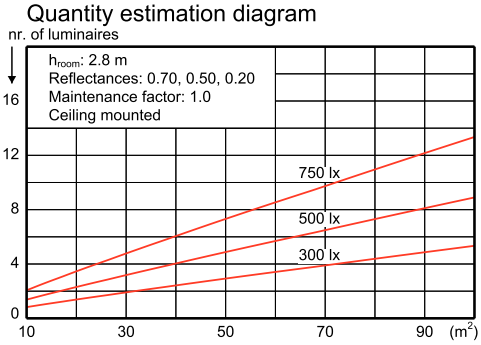

UGR diagram

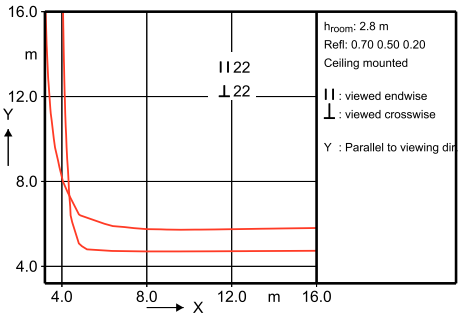

Light output ratio	0.56
Service upward	0.00
Service downward	0.56
CIE flux code	59 88 98 100 56
S/H ratio crosswise	max. 1.5
lengthwise	max. 1.4
UGRcen (4Hx8H, 0.25H)	20
UTE71-121:	0.56C + 0.00T

Utilisation factor table

Room Index k	Reflectances (%) for ceiling, walls and working plane (CIE)																			
	0.80	0.80	0.70	0.70	0.70	0.70	0.50	0.50	0.30	0.30	0.00									
	0.50	0.50	0.50	0.50	0.50	0.30	0.30	0.10	0.30	0.10	0.00									
	0.30	0.10	0.30	0.20	0.10	0.10	0.10	0.10	0.10	0.10	0.00									
0.60	0.31	0.30	0.31	0.30	0.29	0.26	0.25	0.23	0.25	0.23	0.22									
0.80	0.37	0.35	0.37	0.36	0.35	0.31	0.31	0.28	0.30	0.28	0.27									
1.00	0.42	0.39	0.41	0.40	0.39	0.35	0.35	0.32	0.34	0.32	0.31									
1.25	0.47	0.43	0.46	0.44	0.42	0.39	0.39	0.36	0.38	0.36	0.35									
1.50	0.50	0.45	0.49	0.47	0.45	0.42	0.41	0.39	0.41	0.39	0.38									
2.00	0.55	0.49	0.54	0.51	0.49	0.46	0.46	0.44	0.45	0.43	0.42									
2.50	0.59	0.52	0.57	0.54	0.51	0.49	0.48	0.47	0.48	0.46	0.45									
3.00	0.61	0.53	0.59	0.56	0.53	0.51	0.50	0.49	0.49	0.48	0.47									
4.00	0.64	0.55	0.62	0.58	0.55	0.53	0.52	0.51	0.51	0.50	0.49									
5.00	0.66	0.56	0.64	0.59	0.56	0.55	0.54	0.53	0.53	0.52	0.50									

Ceiling mounted

Luminance Table

Plane / Cone	0.0	45.0	90.0
45.0	7422	7166	5937
50.0	6137	6137	5349
55.0	5300	4985	4606
60.0	5284	3981	3909
65.0	5481	3254	3597
70.0	2963	2646	3280
75.0	1259	2237	2937
80.0	1667	1876	2710
85.0	2076	1661	2492
90.0	-	-	-

(cd/m2)

LVN8752700

2012-05-08

IFGU1_TMX400 2xTL-D58W HFP +GMX450 R +GGX453 M-WB +M2.EPS

Фотометрические данные

TMX400 2xTL-D58W HFP +GMX450 R +GGX453 M-WB +M5

2 x 5240 lm

Polar Intensity Diagram

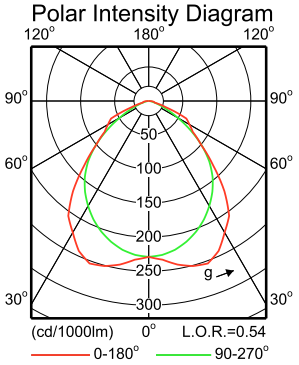

Quantity estimation diagram

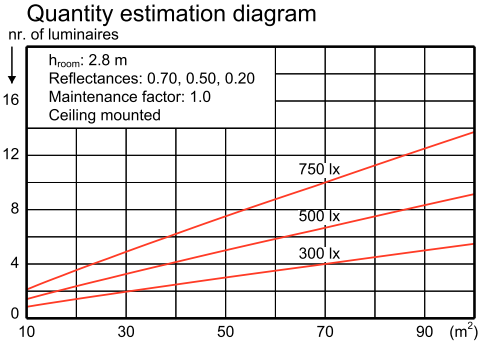

UGR diagram

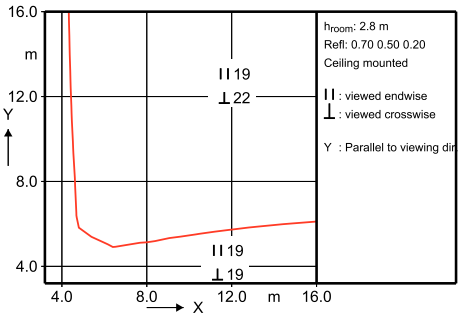

Light output ratio	0.54
Service upward	0.00
Service downward	0.54
CIE flux code	60 90 99 100 54
S/H ratio crosswise	max. 1.5
lengthwise	max. 1.5
UGRcen (4Hx8H, 0.25H)	20
UTE71-121:	0.54C + 0.00T

Utilisation factor table

Room Index k	Reflectances (%) for ceiling, walls and working plane (CIE)																			
	0.80	0.80	0.70	0.70	0.70	0.70	0.50	0.50	0.30	0.30	0.00									
	0.50	0.50	0.50	0.50	0.50	0.30	0.30	0.10	0.30	0.10	0.00									
	0.30	0.10	0.30	0.20	0.10	0.10	0.10	0.10	0.10	0.10	0.00									
0.60	0.30	0.29	0.30	0.29	0.28	0.25	0.25	0.22	0.24	0.22	0.21									
0.80	0.36	0.34	0.36	0.35	0.34	0.30	0.30	0.27	0.29	0.27	0.26									
1.00	0.41	0.38	0.40	0.39	0.38	0.34	0.34	0.32	0.34	0.31	0.30									
1.25	0.46	0.42	0.45	0.43	0.41	0.38	0.38	0.36	0.37	0.35	0.34									
1.50	0.49	0.44	0.48	0.46	0.44	0.41	0.40	0.38	0.40	0.38	0.37									
2.00	0.54	0.48	0.53	0.50	0.48	0.45	0.45	0.43	0.44	0.42	0.41									
2.50	0.57	0.50	0.56	0.53	0.50	0.48	0.47	0.46	0.46	0.45	0.44									
3.00	0.59	0.52	0.58	0.54	0.51	0.50	0.49	0.48	0.48	0.47	0.46									
4.00	0.62	0.54	0.60	0.56	0.53	0.52	0.51	0.50	0.50	0.49	0.48									
5.00	0.64	0.55	0.62	0.58	0.54	0.53	0.52	0.51	0.51	0.50	0.49									

Ceiling mounted

Luminance Table

Plane / Cone	0.0	45.0	90.0
45.0	6859	7422	6450
50.0	5687	6307	5744
55.0	4985	5112	4733
60.0	4995	4054	3547
65.0	5225	3083	2484
70.0	2857	2222	1693
75.0	1259	1538	1119
80.0	1668	1042	834
85.0	2077	831	415
90.0	-	-	-

(cd/m2)

LVN8752800

2012-05-08

IFGU1_TMX400 2xTL-D58W HFP +GMX450 R +GGX453 M-WB +M5.EPS

Фотометрические данные

TMX400 2xTL-D58W HFP +GMX450 R +GGX453 M-WB +ML

2 x 5240 lm

Polar Intensity Diagram

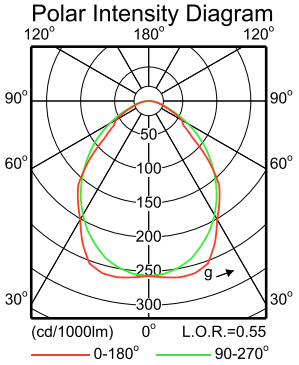

Quantity estimation diagram

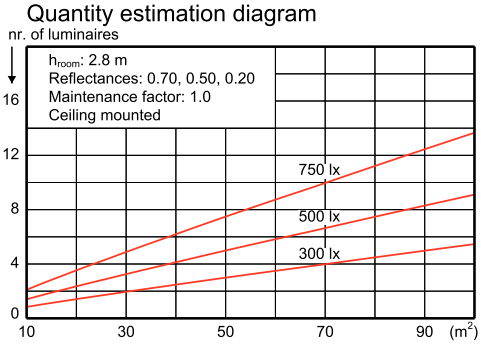

UGR diagram

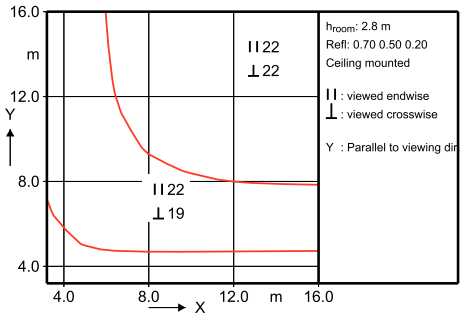

Light output ratio	0.55
Service upward	0.00
Service downward	0.55
CIE flux code	59 87 97 100 55
S/H ratio crosswise	max. 1.4
lengthwise	max. 1.4
UGRcen (4Hx8H, 0.25H)	20
UTE71-121:	0.55C + 0.00T

Utilisation factor table

Room Index k	Reflectances (%) for ceiling, walls and working plane (CIE)																			
	0.80	0.80	0.70	0.70	0.70	0.70	0.50	0.50	0.30	0.30	0.00									
	0.50	0.50	0.50	0.50	0.50	0.30	0.30	0.10	0.30	0.10	0.00									
	0.30	0.10	0.30	0.20	0.10	0.10	0.10	0.10	0.10	0.10	0.00									
0.60	0.31	0.29	0.30	0.30	0.29	0.25	0.25	0.23	0.25	0.23	0.22									
0.80	0.36	0.34	0.36	0.35	0.34	0.30	0.30	0.27	0.30	0.27	0.26									
1.00	0.41	0.38	0.40	0.39	0.38	0.34	0.34	0.32	0.34	0.31	0.30									
1.25	0.46	0.42	0.45	0.43	0.41	0.38	0.38	0.35	0.37	0.35	0.34									
1.50	0.49	0.44	0.48	0.46	0.44	0.41	0.40	0.38	0.40	0.38	0.37									
2.00	0.54	0.48	0.53	0.50	0.48	0.45	0.45	0.43	0.44	0.42	0.41									
2.50	0.57	0.51	0.56	0.53	0.50	0.48	0.47	0.46	0.46	0.45	0.44									
3.00	0.60	0.52	0.58	0.55	0.52	0.50	0.49	0.48	0.48	0.47	0.46									
4.00	0.62	0.54	0.61	0.57	0.53	0.52	0.51	0.50	0.50	0.49	0.48									
5.00	0.64	0.55	0.62	0.58	0.54	0.53	0.52	0.51	0.51	0.51	0.49									

Ceiling mounted

Luminance Table

Plane / Cone	0.0	45.0	90.0
45.0	6399	6655	6706
50.0	4730	6082	6194
55.0	3913	4985	5553
60.0	4054	3764	4778
65.0	3340	3340	3940
70.0	2752	2963	3069
75.0	2517	2657	2797
80.0	2293	2501	2710
85.0	2077	2492	2492
90.0	-	-	-

(cd/m2)

LVN8752500

2012-05-08

IFGU1_TMX400 2xTL-D58W HFP +GMX450 R +GGX453 M-WB +ML.EPS

Фотометрические данные

TMX400 2xTL-D58W HFP +GMX450 R +GGX453 M-WB

2 x 5240 lm

Polar Intensity Diagram

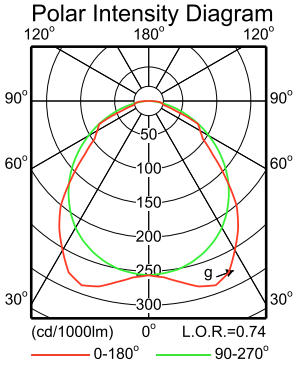

Quantity estimation diagram

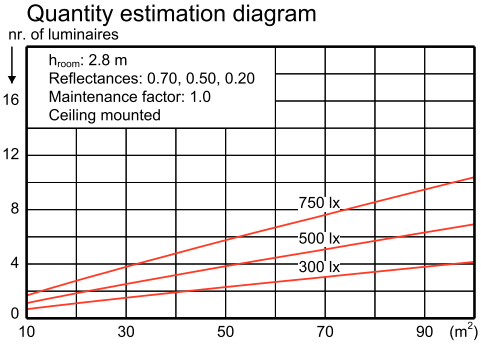

UGR diagram

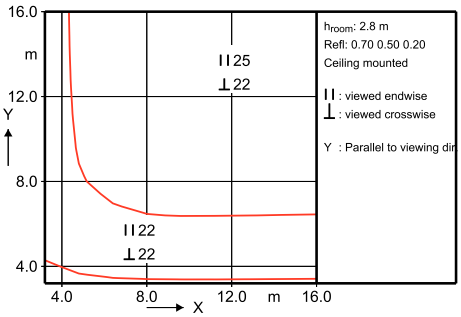

Light output ratio	0.74
Service upward	0.00
Service downward	0.74
CIE flux code	52 83 97 100 74
S/H ratio crosswise	max. 1.6
lengthwise	max. 1.7
UGRcen (4Hx8H, 0.25H)	23
UTE71-121:	0.74D + 0.00T

Utilisation factor table

Room Index k	Reflectances (%) for ceiling, walls and working plane (CIE)																			
	0.80	0.80	0.70	0.70	0.70	0.70	0.50	0.50	0.30	0.30	0.00									
	0.50	0.50	0.50	0.50	0.50	0.30	0.30	0.10	0.30	0.10	0.00									
	0.30	0.10	0.30	0.20	0.10	0.10	0.10	0.10	0.10	0.10	0.00									
0.60	0.38	0.36	0.37	0.36	0.36	0.30	0.30	0.27	0.30	0.27	0.25									
0.80	0.46	0.43	0.45	0.44	0.43	0.37	0.37	0.33	0.36	0.33	0.32									
1.00	0.53	0.49	0.51	0.50	0.48	0.43	0.42	0.39	0.42	0.39	0.37									
1.25	0.59	0.54	0.58	0.55	0.53	0.49	0.48	0.44	0.47	0.44	0.42									
1.50	0.64	0.58	0.62	0.59	0.57	0.53	0.52	0.49	0.51	0.48	0.47									
2.00	0.71	0.63	0.69	0.66	0.62	0.59	0.58	0.55	0.57	0.54	0.53									
2.50	0.75	0.67	0.73	0.69	0.66	0.63	0.62	0.59	0.61	0.59	0.57									
3.00	0.79	0.69	0.77	0.72	0.68	0.65	0.64	0.62	0.63	0.61	0.60									
4.00	0.83	0.72	0.80	0.75	0.71	0.69	0.68	0.66	0.66	0.65	0.63									
5.00	0.86	0.73	0.83	0.77	0.73	0.71	0.69	0.68	0.68	0.67	0.65									

Ceiling mounted

Luminance Table

Plane / Cone	0.0	45.0	90.0
45.0	7204	8555	7430
50.0	6093	7925	7182
55.0	5385	6828	6883
60.0	5540	5731	6495
65.0	6027	4972	6102
70.0	3910	5399	5492
75.0	2706	3937	4921
80.0	3667	2750	4034
85.0	5845	4384	2923
90.0	-	-	-

(cd/m2)

LVN8752300

2012-05-08

IFGU1_TMX400 2xTL-D58W HFP +GMX450 R +GGX453 M-WB.EPS

Фотометрические данные

TMX204 2xTL-D58W HFP +GMX450 R +GGX450 C6

2 x 5240 lm

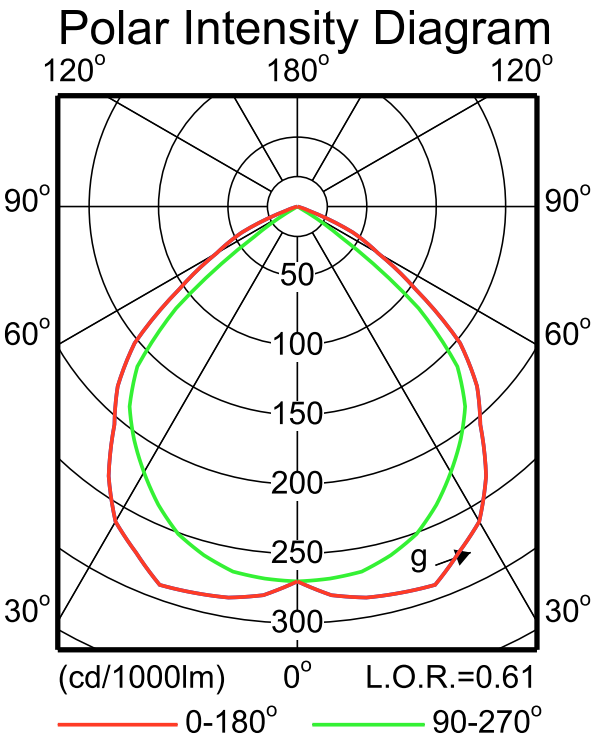

LVN8726400

2012-05-04

IFPC1_TMX204 2xTL-D58W HFP +GMX450 R +GGX450 C6.EPS

Фотометрические данные

TMX204 2xTL-D58W HFP +GMX450 R +GGX450 D6

2 x 5240 lm

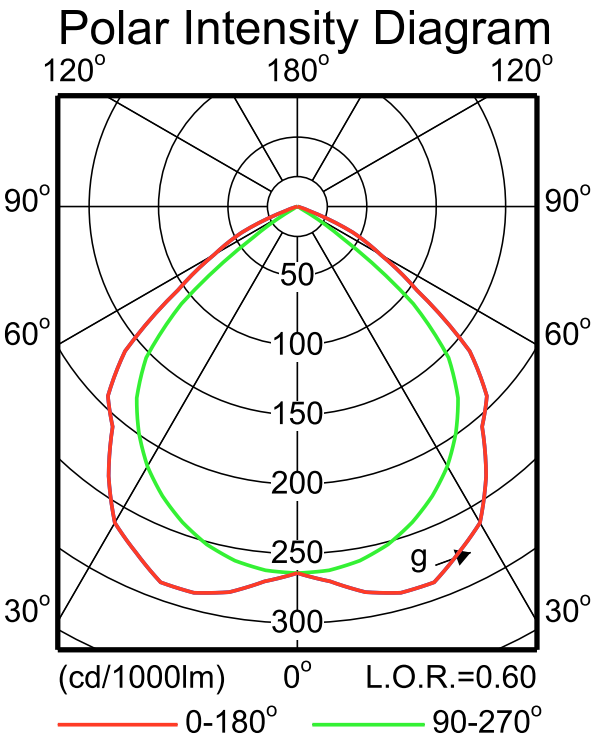

LVN8726500

2012-05-04

IFPC1_TMX204 2xTL-D58W HFP +GMX450 R +GGX450 D6.EPS

Фотометрические данные

TMX204 2xTL-D58W HFP +GMX450 R +GGX450 L

2 x 5240 lm

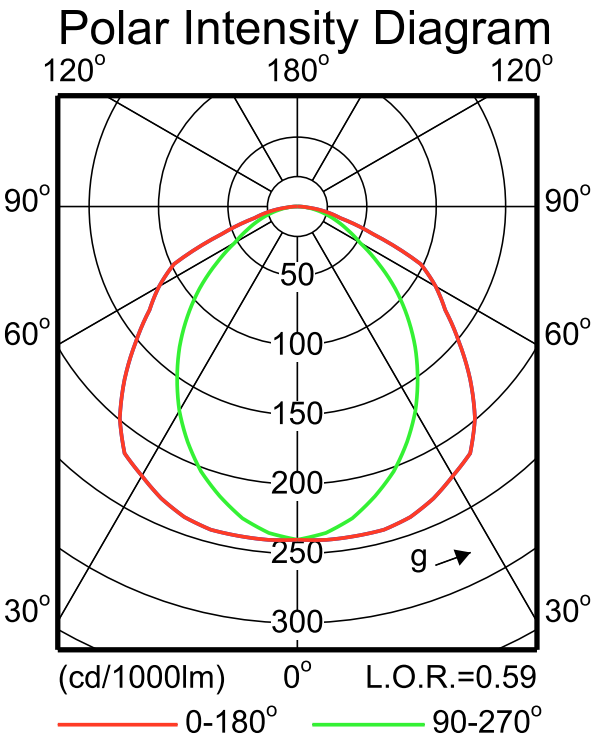

LVN8726100

2012-05-04

IFPC1_TMX204 2xTL-D58W HFP +GMX450 R +GGX450 L.EPS

Фотометрические данные

TMX204 2xTL-D58W HFP +GMX450 R +GGX450 LP

2 x 5240 lm

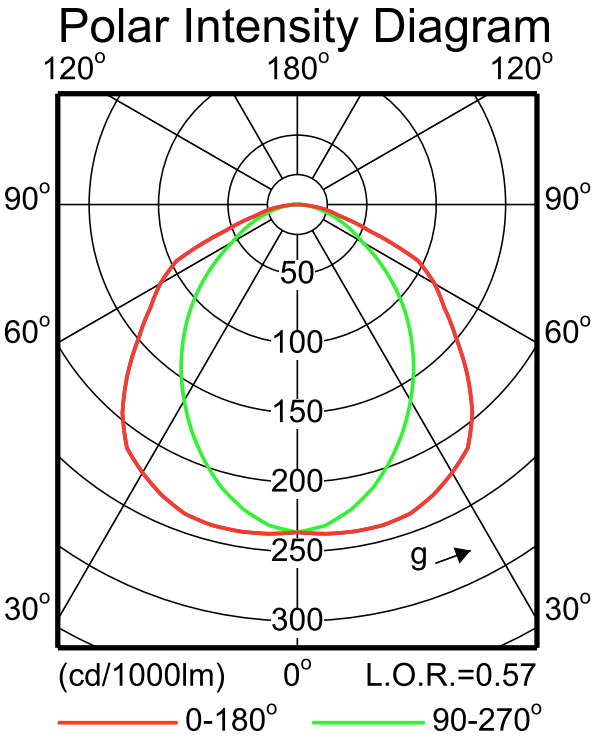

LVN8726000

2012-05-04

IFPC1_TMX204 2xTL-D58W HFP +GMX450 R +GGX450 LP.EPS

Фотометрические данные

TMX204 2xTL-D58W HFP +GMX450 R +GGX450 M2

2 x 5240 lm

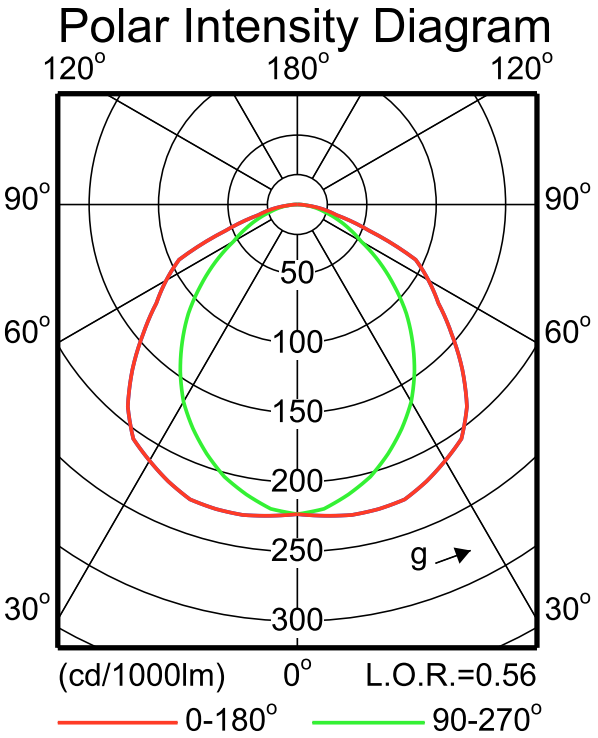

LVN8726200

2012-05-04

IFPC1_TMX204 2xTL-D58W HFP +GMX450 R +GGX450 M2.EPS

Фотометрические данные

TMX204 2xTL-D58W HFP +GMX450 R +GGX450 M5

2 x 5240 lm

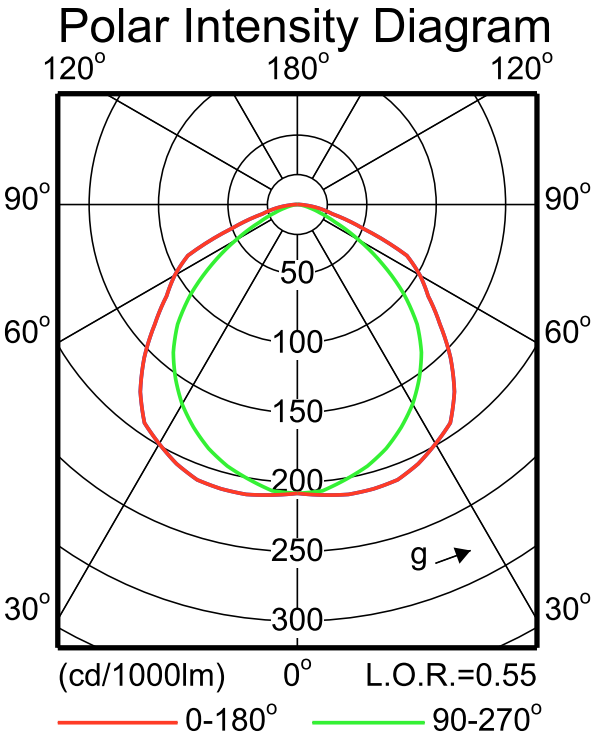

LVN8726300

2012-05-04

IFPC1_TMX204 2xTL-D58W HFP +GMX450 R +GGX450 M5.EPS

Фотометрические данные

TMX204 2xTL-D58W HFP +GMX450 R +GGX450 ML

2 x 5240 lm

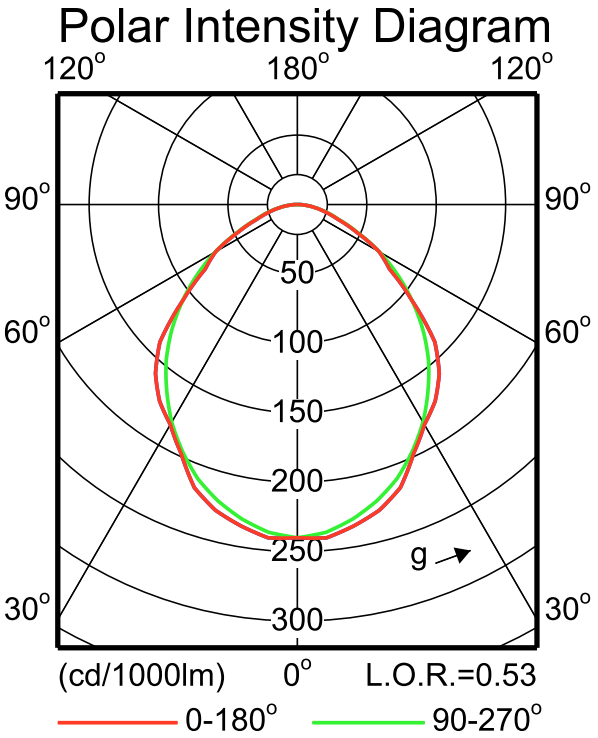

LVN8725900

2012-05-04

IFPC1_TMX204 2xTL-D58W HFP +GMX450 R +GGX450 ML.EPS

Фотометрические данные

TMX204 2xTL-D58W HFP +GMX450 R +GGX450 P

2 x 5240 lm

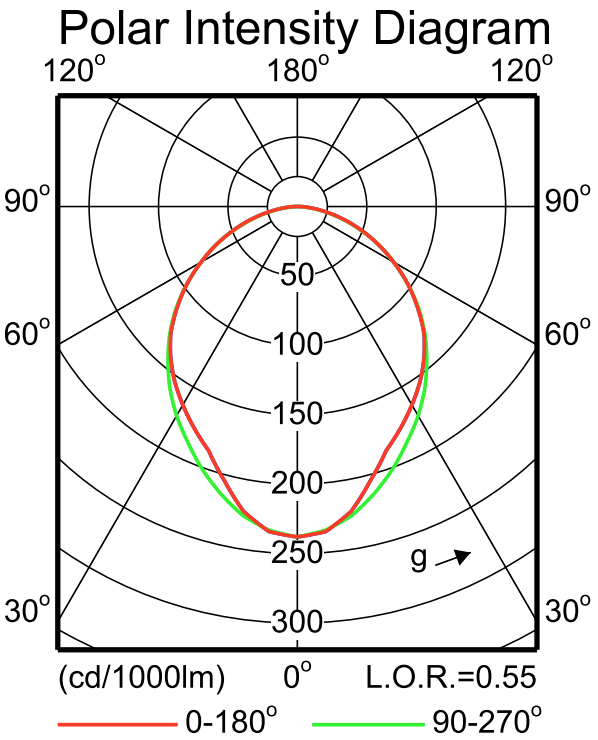

LVN8774300

2012-05-04

IFPC1_TMX204 2xTL-D58W HFP +GMX450 R +GGX450 P.EPS

Фотометрические данные

TMX204 2xTL-D58W HFP +GMX450 R +GGX453 M-WB +L

2 x 5240 lm

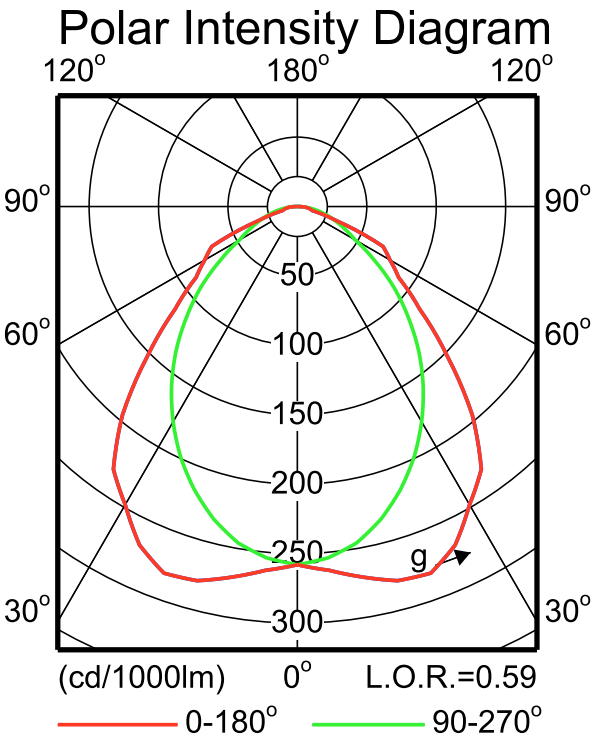

LVN8752400

2012-05-04

IFPC1_TMX204 2xTL-D58W HFP +GMX450 R +GGX453 M-WB +L.EPS

Фотометрические данные

TMX204 2xTL-D58W HFP +GMX450 R +GGX453 M-WB +LP

2 x 5240 lm

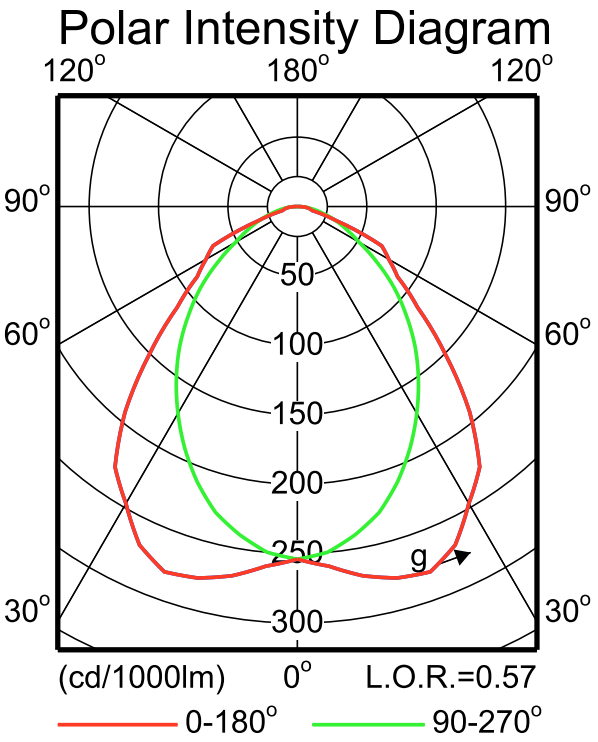

LVN8752600

2012-05-04

IFPC1_TMX204 2xTL-D58W HFP +GMX450 R +GGX453 M-WB +LP.EPS

Фотометрические данные

TMX204 2xTL-D58W HFP +GMX450 R +GGX453 M-WB +M2

2 x 5240 lm

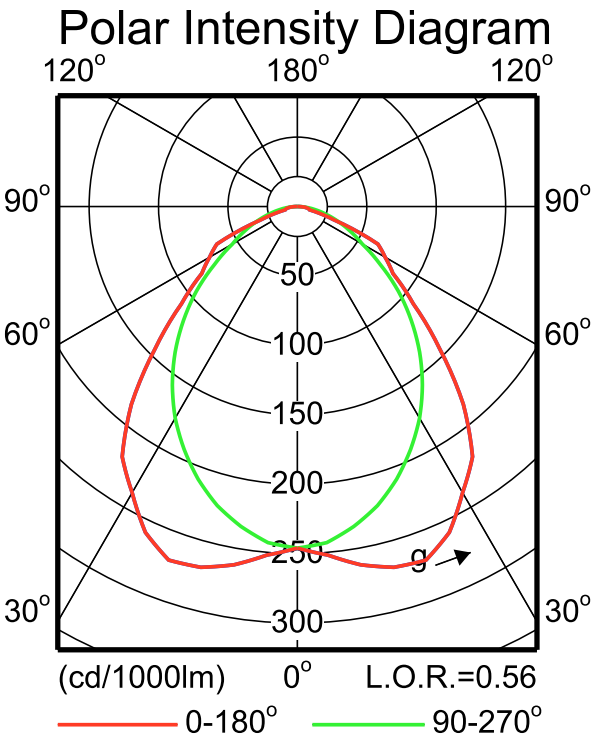

LVN8752700

2012-05-04

IFPC1_TMX204 2xTL-D58W HFP +GMX450 R +GGX453 M-WB +M2.EPS

2016, Май 30
Данные для изменения

Фотометрические данные

TMX204 2xTL-D58W HFP +GMX450 R +GGX453 M-WB +M5

2 x 5240 lm

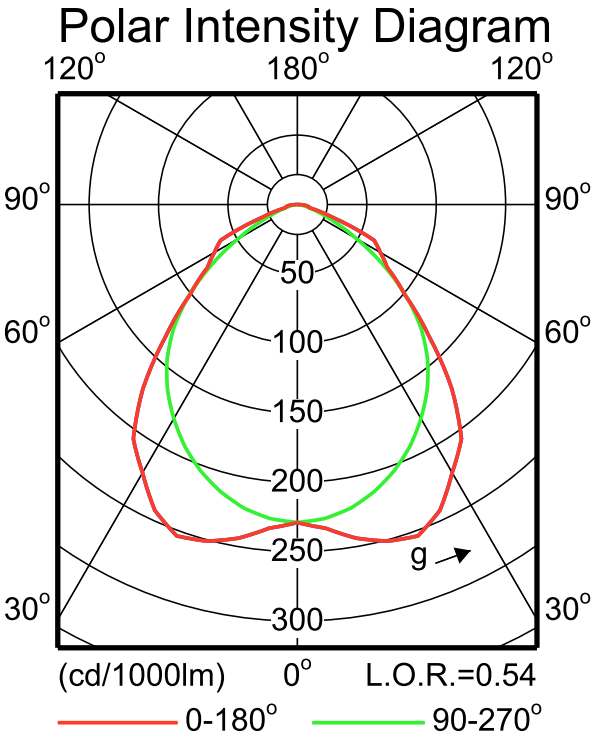

LVN8752800

2012-05-04

IFPC1_TMX204 2xTL-D58W HFP +GMX450 R +GGX453 M-WB +M5.EPS

Фотометрические данные

TMX204 2xTL-D58W HFP +GMX450 R +GGX453 M-WB +ML

2 x 5240 lm

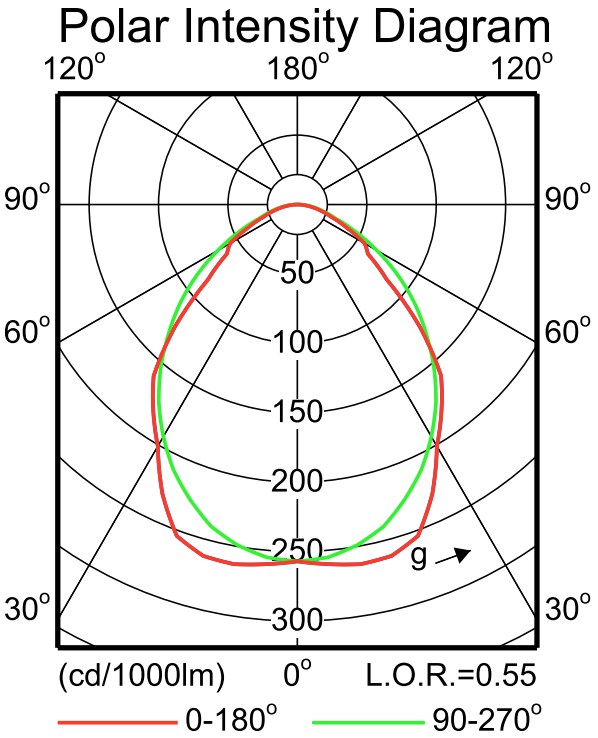

LVN8752500

2012-05-04

IFPC1_TMX204 2xTL-D58W HFP +GMX450 R +GGX453 M-WB +ML.EPS

Фотометрические данные

TMX204 2xTL-D58W HFP +GMX450 R +GGX453 M-WB

2 x 5240 lm

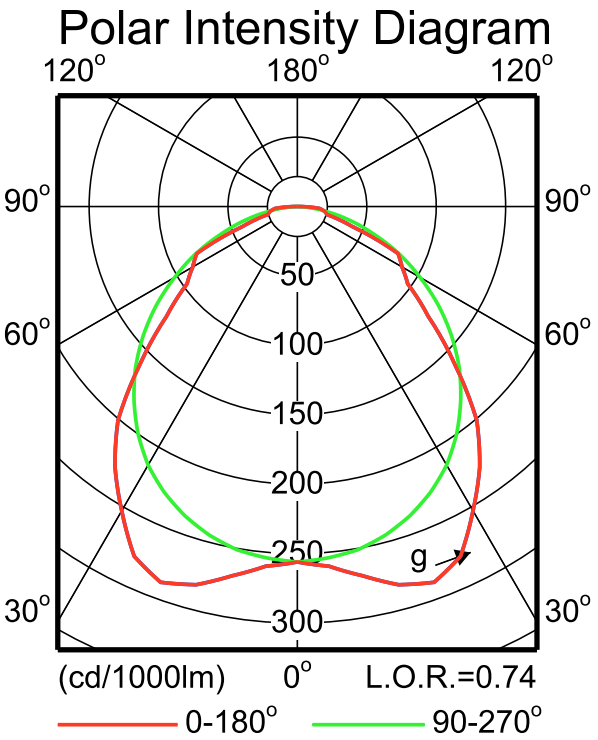

LVN8752300

2012-05-04

IFPC1_TMX204 2xTL-D58W HFP +GMX450 R +GGX453 M-WB.EPS

Фотометрические данные

TMX400 2xTL-D58W HFP +GMX450 R +GGX450 C6

2 x 5240 lm

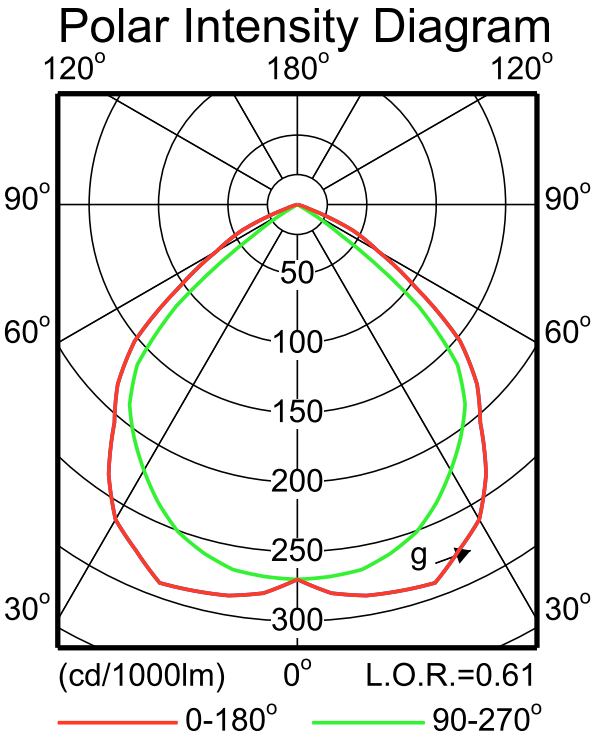

LVN8726400

2012-05-08

IFPC1_TMX400 2xTL-D58W HFP +GMX450 R +GGX450 C6.EPS

Фотометрические данные

TMX400 2xTL-D58W HFP +GMX450 R +GGX450 D6

2 x 5240 lm

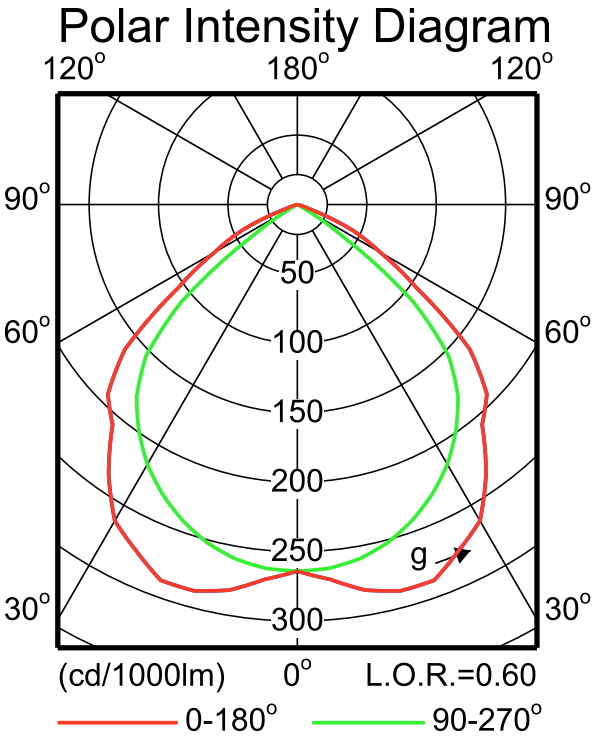

LVN8726500

2012-05-08

IFPC1_TMX400 2xTL-D58W HFP +GMX450 R +GGX450 D6.EPS

Фотометрические данные

TMX400 2xTL-D58W HFP +GMX450 R +GGX450 L

2 x 5240 lm

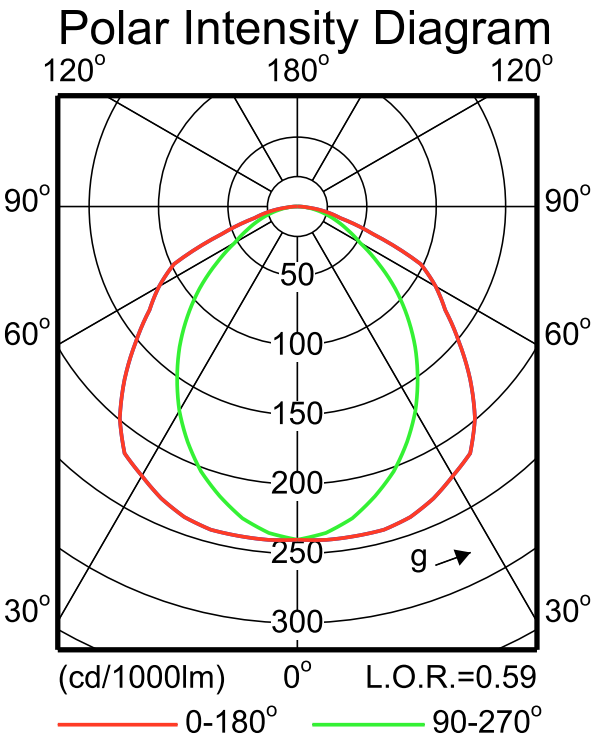

LVN8726100

2012-05-08

IFPC1_TMX400 2xTL-D58W HFP +GMX450 R +GGX450 L.EPS

Фотометрические данные

TMX400 2xTL-D58W HFP +GMX450 R +GGX450 LP

2 x 5240 lm

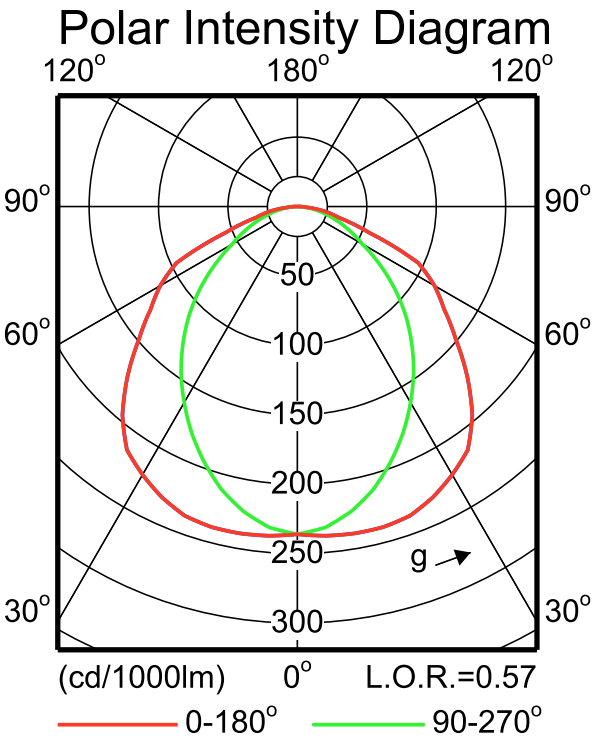

LVN8726000

2012-05-08

IFPC1_TMX400 2xTL-D58W HFP +GMX450 R +GGX450 LP.EPS

Фотометрические данные

TMX400 2xTL-D58W HFP +GMX450 R +GGX450 M2

2 x 5240 lm

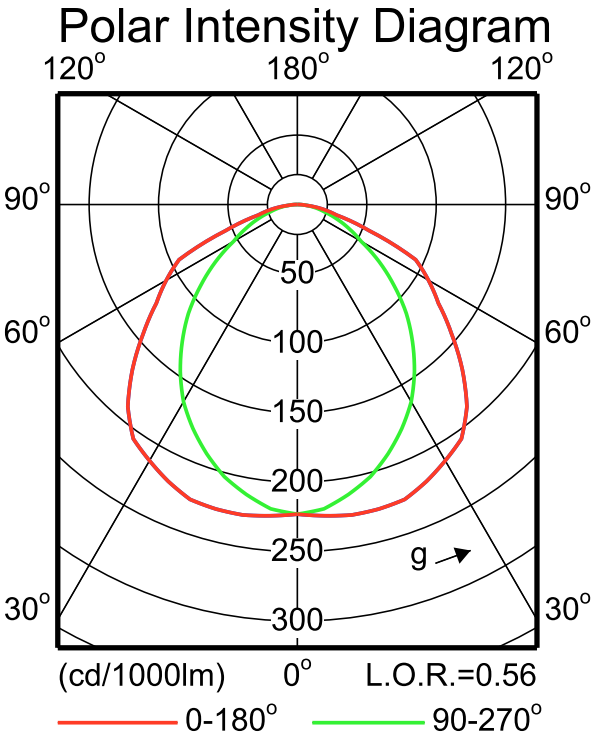

LVN8726200

2012-05-08

IFPC1_TMX400 2xTL-D58W HFP +GMX450 R +GGX450 M2.EPS

2016, Май 30
Данные для изменения

Фотометрические данные

TMX400 2xTL-D58W HFP +GMX450 R +GGX450 M5

2 x 5240 lm

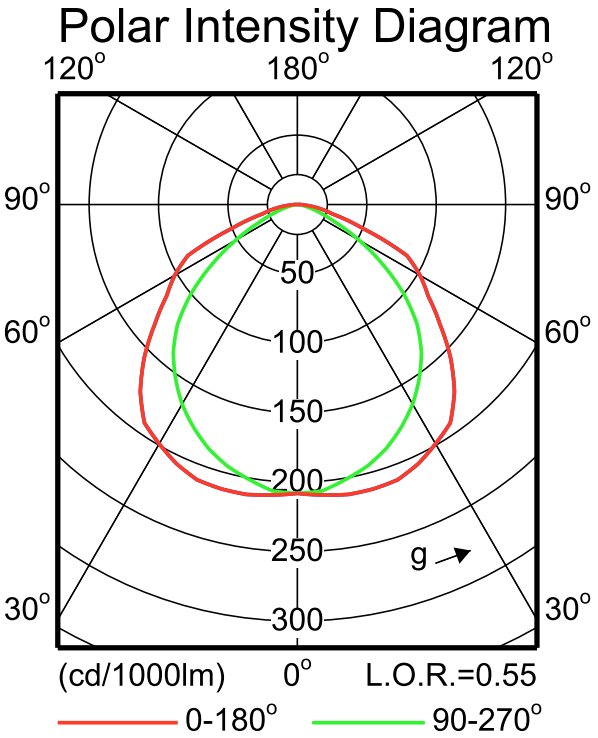

LVN8726300

2012-05-08

IFPC1_TMX400 2xTL-D58W HFP +GMX450 R +GGX450 M5.EPS

Фотометрические данные

TMX400 2xTL-D58W HFP +GMX450 R +GGX450 ML

2 x 5240 lm

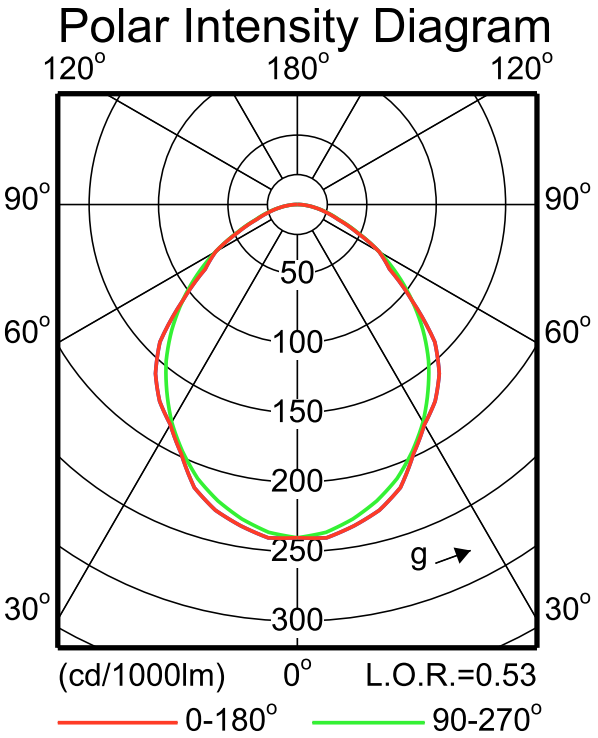

LVN8725900

2012-05-08

IFPC1_TMX400 2xTL-D58W HFP +GMX450 R +GGX450 ML.EPS

Фотометрические данные

TMX400 2xTL-D58W HFP +GMX450 R +GGX453 M-WB +L

2 x 5240 lm

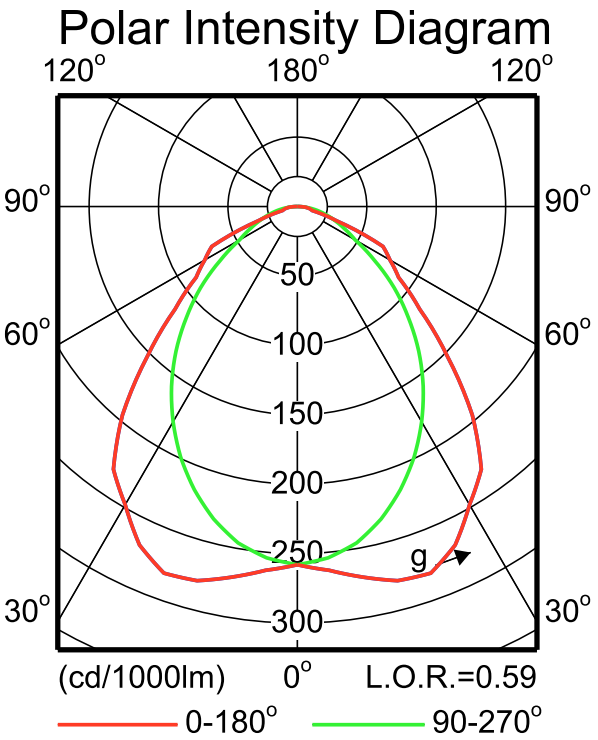

LVN8752400

2012-05-08

IFPC1_TMX400 2xTL-D58W HFP +GMX450 R +GGX453 M-WB +L.EPS

Фотометрические данные

TMX400 2xTL-D58W HFP +GMX450 R +GGX453 M-WB +LP

2 x 5240 lm

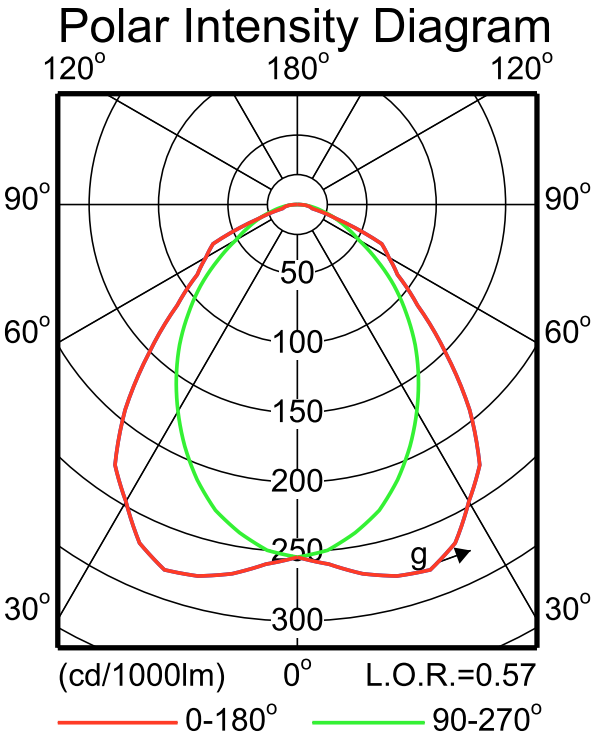

LVN8752600

2012-05-08

IFPC1_TMX400 2xTL-D58W HFP +GMX450 R +GGX453 M-WB +LP.EPS

Фотометрические данные

TMX400 2xTL-D58W HFP +GMX450 R +GGX453 M-WB +M2

2 x 5240 lm

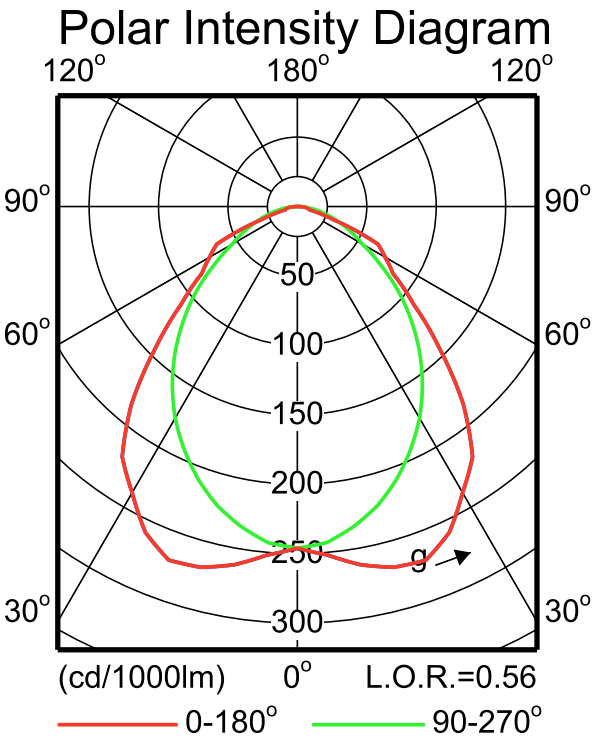

LVN8752700

2012-05-08

IFPC1_TMX400 2xTL-D58W HFP +GMX450 R +GGX453 M-WB +M2.EPS

Фотометрические данные

TMX400 2xTL-D58W HFP +GMX450 R +GGX453 M-WB +M5

2 x 5240 lm

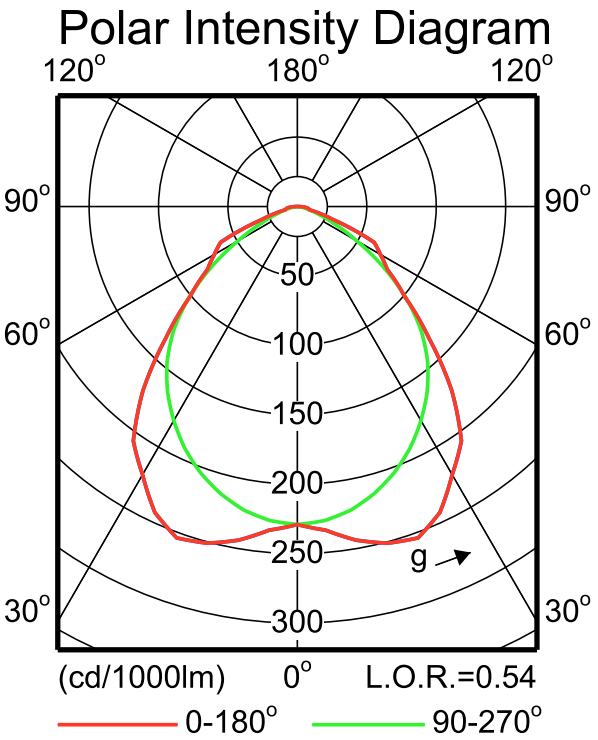

LVN8752800

2012-05-08

IFPC1_TMX400 2xTL-D58W HFP +GMX450 R +GGX453 M-WB +M5.EPS

Фотометрические данные

TMX400 2xTL-D58W HFP +GMX450 R +GGX453 M-WB +ML

2 x 5240 lm

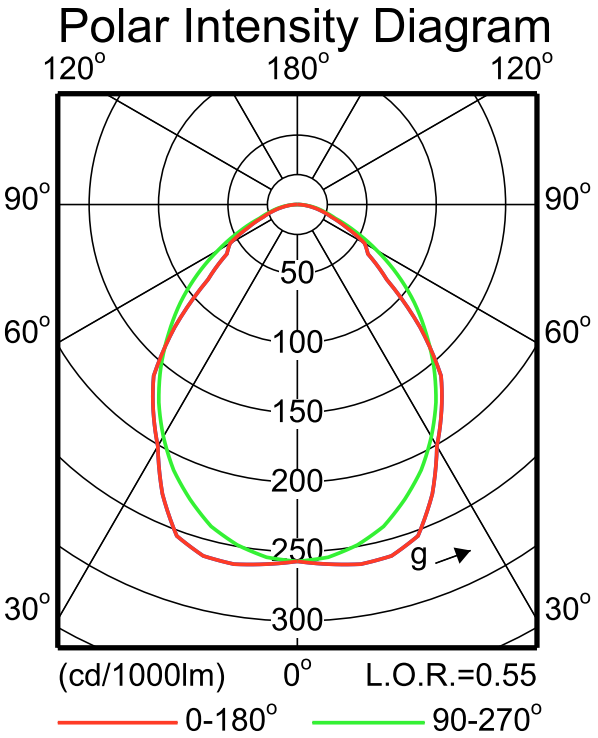

LVN8752500

2012-05-08

IFPC1_TMX400 2xTL-D58W HFP +GMX450 R +GGX453 M-WB +ML.EPS

Фотометрические данные

TMX400 2xTL-D58W HFP +GMX450 R +GGX453 M-WB

2 x 5240 lm

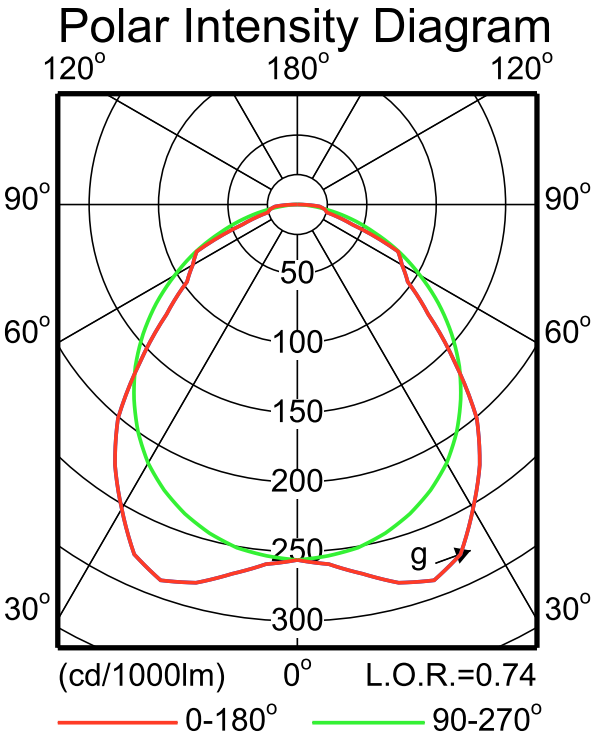

LVN8752300

2012-05-08

IFPC1_TMX400 2xTL-D58W HFP +GMX450 R +GGX453 M-WB.EPS

Фотометрические данные

TMX204 2xTL-D58W HFP +GMX450 R

2 x 5240 lm

Polar Intensity Diagram

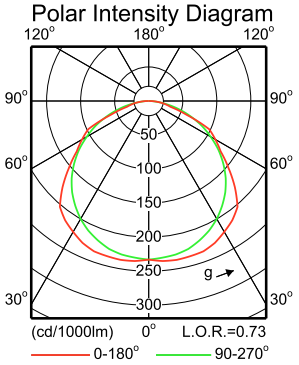

Quantity estimation diagram

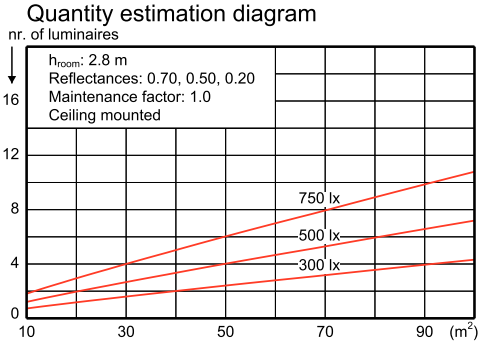

UGR diagram

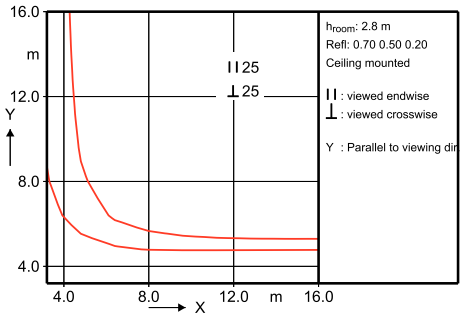

Light output ratio 0.73
Service upward 0.00
Service downward 0.73

CIE flux code 46 79 96 100 73

S/H ratio crosswise max. 1.8
lengthwise max. 1.7

UGRcen (4Hx8H, 0.25H) 24
UTE71-121: 0.73E + 0.00T

Utilisation factor table

Room Index k	Reflectances (%) for ceiling, walls and working plane (CIE)											
	0.80	0.80	0.70	0.70	0.70	0.70	0.50	0.50	0.30	0.30	0.00	
	0.50	0.50	0.50	0.50	0.50	0.30	0.30	0.10	0.30	0.10	0.00	
	0.30	0.10	0.30	0.20	0.10	0.10	0.10	0.10	0.10	0.10	0.00	
0.60	0.35	0.33	0.34	0.33	0.32	0.27	0.27	0.23	0.26	0.23	0.22	
0.80	0.43	0.40	0.42	0.41	0.39	0.34	0.33	0.30	0.33	0.29	0.28	
1.00	0.49	0.46	0.48	0.47	0.45	0.40	0.39	0.35	0.38	0.35	0.33	
1.25	0.56	0.51	0.54	0.52	0.50	0.45	0.44	0.41	0.44	0.41	0.39	
1.50	0.60	0.55	0.59	0.56	0.54	0.49	0.49	0.45	0.48	0.45	0.43	
2.00	0.68	0.61	0.66	0.63	0.60	0.56	0.55	0.52	0.54	0.51	0.50	
2.50	0.73	0.64	0.71	0.67	0.63	0.60	0.59	0.56	0.58	0.56	0.54	
3.00	0.76	0.67	0.74	0.70	0.66	0.63	0.62	0.59	0.61	0.59	0.57	
4.00	0.81	0.70	0.78	0.73	0.69	0.67	0.65	0.63	0.64	0.62	0.61	
5.00	0.83	0.72	0.81	0.75	0.71	0.69	0.67	0.66	0.66	0.65	0.63	

Ceiling mounted

Luminance Table

Plane / Cone	0.0	45.0	90.0
45.0	8060	8240	7204
50.0	7578	8272	7083
55.0	7161	7882	6939
60.0	7196	7323	6686
65.0	7383	6931	6479
70.0	5492	7075	6051
75.0	4059	5659	5536
80.0	4217	4034	4767
85.0	4384	4384	3653
90.0	-	-	-

(cd/m2)

LVN8725800

2012-05-04

IFGU1_TMX204 2xTL-D58W HFP +GMX450 R.EPS

Фотометрические данные

TMX204 2xTL-D58W HFP +GMX450 R

2 x 5240 lm

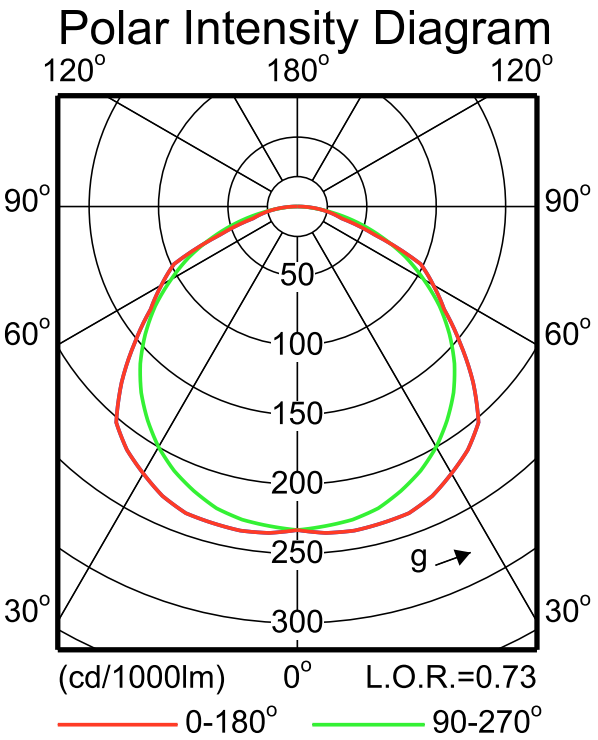

LVN8725800

2012-05-04

IFPC1_TMX204 2xTL-D58W HFP +GMX450 R.EPS

Фотометрические данные

TMX400 2xTL-D58W HFP +GMX450 R

2 x 5240 lm

Polar Intensity Diagram

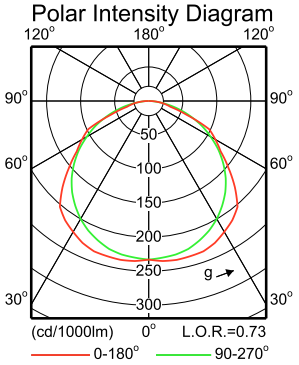

Quantity estimation diagram

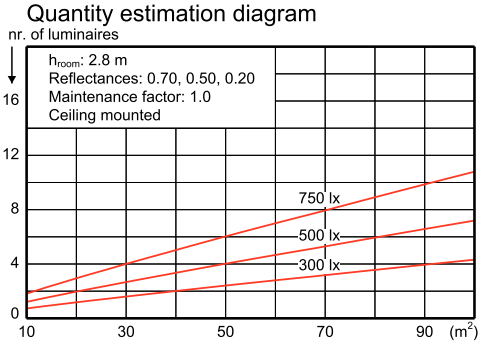

UGR diagram

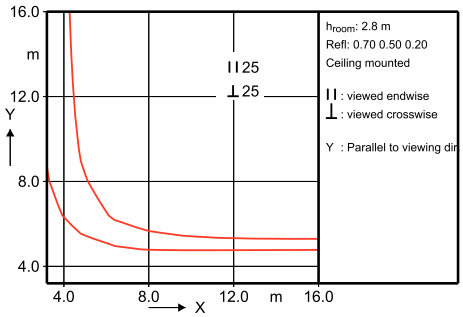

Light output ratio 0.73
Service upward 0.00
Service downward 0.73

CIE flux code 46 79 96 100 73

S/H ratio crosswise max. 1.8
lengthwise max. 1.7

UGRcen (4Hx8H, 0.25H) 24
UTE71-121: 0.73E + 0.00T

Utilisation factor table

Room Index k	Reflectances (%) for ceiling, walls and working plane (CIE)																			
	0.80	0.80	0.70	0.70	0.70	0.70	0.50	0.50	0.30	0.30	0.00									
	0.50	0.50	0.50	0.50	0.50	0.30	0.30	0.10	0.30	0.10	0.00									
	0.30	0.10	0.30	0.20	0.10	0.10	0.10	0.10	0.10	0.10	0.00									
0.60	0.35	0.33	0.34	0.33	0.32	0.27	0.27	0.23	0.26	0.23	0.22									
0.80	0.43	0.40	0.42	0.41	0.39	0.34	0.33	0.30	0.33	0.29	0.28									
1.00	0.49	0.46	0.48	0.47	0.45	0.40	0.39	0.35	0.38	0.35	0.33									
1.25	0.56	0.51	0.54	0.52	0.50	0.45	0.44	0.41	0.44	0.41	0.39									
1.50	0.60	0.55	0.59	0.56	0.54	0.49	0.49	0.45	0.48	0.45	0.43									
2.00	0.68	0.61	0.66	0.63	0.60	0.56	0.55	0.52	0.54	0.51	0.50									
2.50	0.73	0.64	0.71	0.67	0.63	0.60	0.59	0.56	0.58	0.56	0.54									
3.00	0.76	0.67	0.74	0.70	0.66	0.63	0.62	0.59	0.61	0.59	0.57									
4.00	0.81	0.70	0.78	0.73	0.69	0.67	0.65	0.63	0.64	0.62	0.61									
5.00	0.83	0.72	0.81	0.75	0.71	0.69	0.67	0.66	0.66	0.65	0.63									

Ceiling mounted

Luminance Table

Plane Cone	0.0	45.0	90.0
45.0	8060	8240	7204
50.0	7578	8272	7083
55.0	7161	7882	6939
60.0	7196	7323	6686
65.0	7383	6931	6479
70.0	5492	7075	6051
75.0	4059	5659	5536
80.0	4217	4034	4767
85.0	4384	4384	3653
90.0	-	-	-

(cd/m2)

LVN8725800

2012-05-08

IFGU1_TMX400 2xTL-D58W HFP +GMX450 R.EPS

Фотометрические данные

TMX400 2xTL-D58W HFP +GMX450 R

2 x 5240 lm

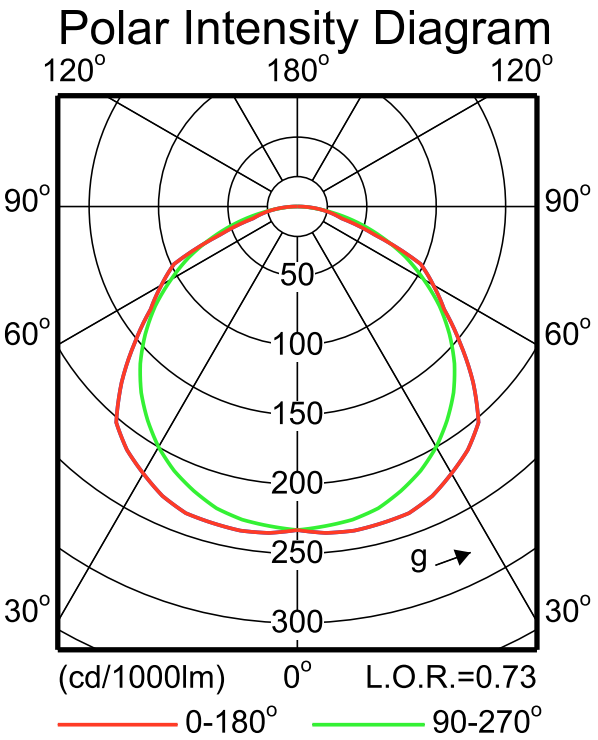

LVN8725800

2012-05-08

IFPC1_TMX400 2xTL-D58W HFP +GMX450 R.EPS

© 2016 Philips Lighting Holding B.V.
Все права защищены

Спецификации могут меняться без предупреждения. Торговые марки являются собственностью Koninklijke Philips N.V. (Royal Philips) или их соответствующих владельцев

www.philips.com/lighting

2016, Май 30
Данные для изменения